

# Tabcorp Park Melton VIC - C-CLASS

## Race 1: DNR LOGISTICS TROT - 2240m

24 November 2022 - 11:59AM



HARNESS RACING VICTORIA

RANK	TAB	Horse/Driver	Top Speed (Km/h)	Fastest Section	First 50m	First 100m	First 200m	First Half	Middle Half	Last Half	Lead Time	1st Quarter	2nd Quarter	3rd Quarter	4th Quarter	Last Mile	Mile Rate	Distance Travelled	Gross Time/Margin
					03.53	07.03	14.79	1:51.71	2:22.67	2:51.92	0:48.70	1:19.60 (0:30.90)	1:03.00 (0:32.10)	1:03.00 (0:30.90)	1:00.20 (0:29.30)				
1	6	<b>BUILDER BOB</b>	<b>51.42</b>	<b>0:29.25</b>	04.13	07.88	16.04	1:03.07	1:03.09	1:00.20	0:48.70 [1]	1:19.56 [1]	1:51.71 [1]	2:22.67 [1]	2:51.92 [1]	2:03.28	2:03.50	+10m	2:51.92
		Chris Svanosio	Q4	Q4			202m	805m	805m	806m	635m	404m	402m	404m	403m				
2	5	<b>BELLTOPPERBOY</b>	<b>52.75</b>	<b>0:28.95</b>	03.53	07.03	14.79	1:03.08	1:03.17	0:59.92	0:49.01 [2]	1:19.91 [2]	1:52.10 [2]	2:23.07 [2]	2:52.02 [2]	2:03.01	2:03.59	+4m	1.31m
		Taylor Youl	Lead	Q4			200m	806m	807m	807m	629m	403m	403m	404m	404m				
3	3	<b>BENJI HALL</b>	<b>51.08</b>	<b>0:29.21</b>	03.83	07.55	15.36	1:03.03	1:02.95	1:00.20	0:49.37 [3]	1:20.45 [3]	1:52.41 [3]	2:23.39 [3]	2:52.60 [3]	2:03.23	2:04.01	+2m	9.15m
		Tayla French	Q4	Q4			200m	804m	807m	807m	627m	401m	403m	404m	404m				
4	1	<b>CHEERMEONIMDANCIN</b>	<b>51.50</b>	<b>0:29.22</b>	03.75	07.61	18.01	1:02.86	1:02.35	0:59.68	0:50.62 [6]	1:21.59 [6]	1:53.48 [6]	2:23.95 [6]	2:53.17 [4]	2:02.55	2:04.41	+9m	16.72m
		Jason Ainsworth	Q4	Q4			199m	805m	807m	814m	627m	403m	403m	405m	409m				
5	2	<b>KOOGAN</b>	<b>50.52</b>	<b>0:29.36</b>	04.00	07.82	15.75	1:02.97	1:02.92	1:00.36	0:49.84 [4]	1:20.89 [4]	1:52.82 [4]	2:23.81 [5]	2:53.17 [5]	2:03.32	2:04.42	0m	16.80m
		Anne-Maree Conroy	Q4	Q4			199m	805m	805m	806m	626m	403m	402m	404m	403m				
6	4	<b>HAMMERS PEGASUS</b>	<b>48.81</b>	<b>0:30.48</b>	04.03	07.91	15.97	1:02.85	1:02.36	1:01.89	0:50.30 [5]	1:21.26 [5]	1:53.15 [5]	2:23.62 [4]	2:55.04 [6]	2:04.73	2:05.76	+8m	41.77m
		Glenn Conroy	Q3	Q3			202m	803m	807m	812m	630m	403m	401m	407m	406m				

Note: Timing is based on positional data

[ ] Indicates rank at the end of each section

-:--:- No data available for this section

N/A Information not available

# Tabcorp Park Melton VIC - C-CLASS

## Race 2: CGI TROT (1ST HEAT) - 2240m

24 November 2022 - 12:25PM



HARNESS RACING VICTORIA

RANK	TAB	Horse/ Driver	Top Speed (Km/h)	Fastest Section	First 50m	First 100m	First 200m	First Half	Middle Half	Last Half	Lead Time	1st Quarter	2nd Quarter	3rd Quarter	4th Quarter	Last Mile	Mile Rate	Distance Travelled	Gross Time/ Margin
					03.61	07.05	14.23	1:47.45	2:18.01	2:49.08	0:46.60	1:16.80 (0:30.20)	1:00.90 (0:30.70)	1:01.20 (0:30.50)	1:01.60 (0:31.10)				
1	6	RIGHT OF REPLY	56.98	0:30.25	03.65	07.06	14.23	1:00.91	1:01.22	1:01.62	0:46.60 [1]	1:16.79 [1]	1:47.45 [1]	2:18.01 [1]	2:49.08 [1]	2:02.53	2:01.50	+7m	2:49.08
		Ken Tippett	Lead	Q1			201m	804m	805m	805m	634m	402m	403m	403m	404m				
2	2	ALDEBARAN GWEN	53.22	0:30.24	03.93	07.63	15.15	1:00.97	1:01.32	1:01.59	0:47.34 [6]	1:17.59 [6]	1:48.32 [6]	2:18.90 [7]	2:49.90 [2]	2:02.55	2:02.07	+28m	11.22m
		Glenn Conroy	Lead	Q1			200m	813m	815m	820m	633m	408m	406m	410m	411m				
3	5	KRAKUER	55.87	0:30.23	03.64	07.19	14.25	1:00.88	1:01.26	1:02.15	0:46.89 [2]	1:17.12 [3]	1:47.78 [3]	2:18.38 [2]	2:49.92 [3]	2:03.03	2:02.08	+4m	11.68m
		Lance Justice	Lead	Q1			201m	805m	806m	807m	628m	403m	403m	404m	404m				
4	4	MYSTIC CHIP	54.95	0:30.23	03.74	07.33	14.75	1:00.98	1:01.41	1:02.17	0:47.01 [4]	1:17.25 [4]	1:48.00 [4]	2:18.66 [4]	2:50.17 [4]	2:03.15	2:02.26	+25m	14.71m
		Monique Burnett	Lead	Q1			199m	814m	814m	816m	632m	409m	406m	409m	408m				
5	3	MANGUITO	57.01	0:30.25	03.61	07.05	14.51	1:00.84	1:01.21	1:02.14	0:47.27 [5]	1:17.53 [5]	1:48.12 [5]	2:18.73 [5]	2:50.27 [5]	2:02.99	2:02.33	0m	15.54m
		Brad Chisholm	Lead	Q1			199m	804m	805m	806m	627m	402m	403m	403m	403m				
6	1	HATTIE	54.43	0:30.25	03.80	07.39	14.82	1:00.84	1:01.01	1:02.38	0:47.56 [7]	1:17.83 [7]	1:48.41 [7]	2:18.84 [6]	2:50.80 [6]	2:03.22	2:02.71	+8m	22.95m
		Michelle Phillips	Lead	Q1			199m	805m	807m	813m	628m	402m	403m	405m	408m				
7	8	PARIS FAITH	52.64	0:29.94	04.25	08.00	15.55	1:00.69	1:01.64	1:04.91	0:46.96 [3]	1:16.91 [2]	1:47.65 [2]	2:18.54 [3]	2:52.56 [7]	2:05.60	2:03.98	+23m	46.08m
		Greg Sugars	Lead	Q1			199m	816m	812m	811m	633m	409m	408m	406m	406m				

Note: Timing is based on positional data

[ ] Indicates rank at the end of each section

-:--:- No data available for this section

N/A Information not available

# Tabcorp Park Melton VIC - C-CLASS

Race 2: CGI TROT (1ST HEAT) - 2240m

24 November 2022 - 12:25PM



HARNESS RACING VICTORIA

RANK	TAB	Horse/ Driver	Top Speed (Km/h)	Fastest Section	First 50m	First 100m	First 200m	First Half	Middle Half	Last Half	Lead Time	1st Quarter	2nd Quarter	3rd Quarter	4th Quarter	Last Mile	Mile Rate	Distance Travelled	Gross Time/ Margin
					03.61	07.05	14.23	1:47.45	2:18.01	2:49.08	0:46.60	1:16.80 (0:30.20)	1:00.90 (0:30.70)	1:01.20 (0:30.50)	1:01.60 (0:31.10)				
8	7	<b>WILCANNIA</b>	<b>52.78</b>	<b>0:31.14</b>	<b>04.05</b>	<b>07.83</b>	<b>18.01</b>	1:02.72	1:02.36	1:03.31	0:51.89 [8]	<b>1:23.46 [8]</b>	<b>1:54.61 [8]</b>	<b>2:25.83 [8]</b>	<b>2:57.92 [8]</b>	2:06.03	2:07.83	<b>+19m</b>	<b>118.55m</b>
		Clinton Welsh	Lead	Q2			202m	810m	809m	809m		636m	407m	404m	406m				

Note: Timing is based on positional data

[ ] Indicates rank at the end of each section

-:--:-- No data available for this section

N/A Information not available

# Tabcorp Park Melton VIC - C-CLASS

## Race 3: ALDEBARAN PARK TROT (2ND HEAT) - 2240m

24 November 2022 - 12:56PM



HARNESS RACING VICTORIA


RANK	TAB	Horse/ Driver	Top Speed (Km/h)	Fastest Section	First 50m	First 100m	First 200m	First Half	Middle Half	Last Half	Lead Time	1st Quarter	2nd Quarter	3rd Quarter	4th Quarter	Last Mile	Mile Rate	Distance Travelled	Gross Time/ Margin
					03.72	07.30	14.45	1:51.30	2:20.70	2:49.84	0:48.00	1:20.10 (0:32.10)	1:03.20 (0:31.10)	1:00.60 (0:29.50)	0:58.60 (0:29.10)				
1	2	<b>MAJESTIC SPEED</b>	<b>54.27</b>	<b>0:28.71</b>	<b>03.79</b>	<b>07.41</b>	<b>14.85</b>	1:03.25	1:00.69	0:58.23	0:48.35 [2]	<b>1:20.46 [2]</b>	<b>1:51.61 [2]</b>	<b>2:21.14 [2]</b>	<b>2:49.84 [1]</b>	2:01.49	2:02.00	<b>+114184m</b>	<b>2:49.84</b>
		Jayden Barker	Lead	Q4			16834m	41519m	20459m	2995m	74370m	23393m	18172m	2592m	403m				
2	5	<b>ERO CARPE DIEM</b>	<b>55.16</b>	<b>0:29.28</b>	<b>03.72</b>	<b>07.30</b>	<b>14.45</b>	1:03.28	1:00.56	0:58.67	0:48.00 [1]	<b>1:20.13 [1]</b>	<b>1:51.30 [1]</b>	<b>2:20.70 [1]</b>	<b>2:49.97 [2]</b>	2:01.96	2:02.12	<b>0m</b>	<b>1.69m</b>
		Monique Burnett	Lead	Q4			200m	803m	804m	806m	628m	401m	402m	402m	404m				
3	8	<b>ABITOFADREAMER</b>	<b>53.55</b>	<b>0:28.90</b>	<b>04.20</b>	<b>07.92</b>	<b>15.72</b>	1:02.99	0:59.72	0:58.03	0:49.40 [5]	<b>1:21.56 [5]</b>	<b>1:52.39 [5]</b>	<b>2:21.28 [3]</b>	<b>2:50.41 [3]</b>	2:01.01	2:02.44	<b>+8m</b>	<b>7.34m</b>
		Brad Chisholm	Lead	Q3			200m	807m	811m	810m	629m	402m	406m	406m	404m				
4	3	<b>FROM THE WEST</b>	<b>52.76</b>	<b>0:29.71</b>	<b>03.81</b>	<b>07.57</b>	<b>15.37</b>	1:03.32	1:00.86	0:59.49	0:49.02 [4]	<b>1:21.19 [4]</b>	<b>1:52.34 [4]</b>	<b>2:22.05 [6]</b>	<b>2:51.83 [4]</b>	2:02.81	2:03.46	<b>+1m</b>	<b>26.53m</b>
		Jason Ainsworth	Lead	Q3			201m	804m	804m	805m	629m	403m	402m	403m	403m				
5	4	<b>MONT SALLY</b>	<b>51.62</b>	<b>0:29.18</b>	<b>04.14</b>	<b>08.05</b>	<b>16.08</b>	1:02.98	1:00.00	0:59.11	0:49.75 [6]	<b>1:21.92 [6]</b>	<b>1:52.73 [6]</b>	<b>2:21.91 [5]</b>	<b>2:51.84 [5]</b>	2:02.09	2:03.46	<b>+14m</b>	<b>26.58m</b>
		Craig Demmler	Lead	Q3			201m	809m	811m	812m	630m	404m	405m	407m	406m				
6	1	<b>BLIS VALLEY</b>	<b>52.65</b>	<b>0:29.70</b>	<b>03.94</b>	<b>07.67</b>	<b>15.25</b>	1:03.31	1:00.89	0:59.90	0:48.70 [3]	<b>1:20.82 [3]</b>	<b>1:52.01 [3]</b>	<b>2:21.71 [4]</b>	<b>2:51.92 [6]</b>	2:03.21	2:03.52	<b>0m</b>	<b>27.59m</b>
		Ian White	Lead	Q3			199m	804m	805m	806m	627m	402m	402m	403m	403m				
7	7	<b>DICKO DIXON</b>	<b>53.20</b>	<b>0:29.23</b>	<b>03.81</b>	<b>08.11</b>	<b>18.14</b>	1:02.82	1:00.12	0:59.47	0:50.76 [8]	<b>1:22.70 [8]</b>	<b>1:53.57 [8]</b>	<b>2:22.81 [8]</b>	<b>2:53.06 [7]</b>	2:02.28	2:04.33	<b>+8m</b>	<b>42.97m</b>
		Bob Kuchenmeister	Lead	Q3			205m	805m	805m	805m	635m	403m	403m	403m	403m				

Note: Timing is based on positional data

[ ] Indicates rank at the end of each section

-:--:- No data available for this section

N/A Information not available



# Tabcorp Park Melton VIC - C-CLASS

## Race 3: ALDEBARAN PARK TROT (2ND HEAT) - 2240m

24 November 2022 - 12:56PM



HARNESS RACING VICTORIA

RANK	TAB	Horse/Driver	Top Speed (Km/h)	Fastest Section	First 50m	First 100m	First 200m	First Half	Middle Half	Last Half	Lead Time	1st Quarter	2nd Quarter	3rd Quarter	4th Quarter	Last Mile	Mile Rate	Distance Travelled	Gross Time/Margin
8	6	ROLL WITH ROSCO Clinton Welsh	51.17	0:29.55	03.72	07.30	14.45	1:51.30	2:20.70	2:49.84	0:48.00	1:20.10 (0:32.10)	1:03.20 (0:31.10)	1:00.60 (0:29.50)	0:58.60 (0:29.10)	2:08.92	2:08.70	+12m	124.49m
			Lead	Q3	04.22	08.23	16.61	1:02.64	1:00.09	1:06.28	0:50.22 [7]	1:22.31 [7] (0:32.09)	1:52.86 [7] (0:30.54)	2:22.41 [7] (0:29.55)	2:59.14 [8] (0:36.74)				

Note: Timing is based on positional data

[ ] Indicates rank at the end of each section

-:--:-- No data available for this section

N/A Information not available

# Tabcorp Park Melton VIC - C-CLASS

Race 4: DOWNLOAD THE TAB APP TODAY 3YO PACE - 1720m

24 November 2022 - 1:22PM



HARNESS RACING VICTORIA

RANK	TAB	Horse/ Driver	Top Speed (Km/h)	Fastest Section	First 50m	First 100m	First 200m	First Half	Middle Half	Last Half	Lead Time	1st Quarter	2nd Quarter	3rd Quarter	4th Quarter	Last Mile	Mile Rate	Distance Travelled	Gross Time/ Margin
					03.24	06.41	12.73	1:07.00	1:35.25	2:02.90	0:07.10	0:35.60 (0:28.50)	0:59.90 (0:31.40)	0:59.60 (0:28.20)	0:55.90 (0:27.70)				
1	6	ZEUS DAN	61.69	0:27.65	03.24	06.41	12.73	1:00.07	0:59.74	0:55.90	0:07.10 [1]	0:35.52 [1]	1:07.00 [1]	1:35.25 [1]	2:02.90 [1]	1:55.97	1:55.00	+1m	2:02.90
		Allan McDonough	Q1	Q4			201m	806m	805m	805m	110m	404m	403m	403m	403m				
2	7	LAVENDER DOLLY	61.62	0:28.07	03.25	06.40	12.94	1:00.32	0:59.68	0:56.31	0:06.95 [2]	0:35.84 [2]	1:07.28 [2]	1:35.52 [2]	2:03.59 [2]	1:56.63	1:55.64	+3m	9.47m
		Greg Sugars	Lead	Q4			201m	807m	806m	807m	109m	406m	402m	404m	404m				
3	2	FEMALE ASSASSIN	60.80	0:27.84	03.37	06.55	13.24	1:00.53	0:59.52	0:56.00	0:07.08 [4]	0:36.24 [3]	1:07.61 [4]	1:35.76 [4]	2:03.60 [3]	1:56.52	1:55.65	+10m	9.64m
		John Caldwell	Q1	Q4			199m	806m	809m	815m	109m	404m	404m	406m	410m				
4	4	LITTLEBLABBAMOUTH	56.35	0:27.99	03.60	07.08	13.97	0:59.87	0:58.62	0:56.82	0:07.68 [6]	0:36.92 [5]	1:07.55 [3]	1:35.55 [3]	2:04.38 [4]	1:56.69	1:56.37	+16m	20.09m
		David Barbetti	Q1	Q3			200m	814m	813m	813m	109m	408m	406m	407m	407m				
5	1	STILL PLAYIN NZ	56.85	0:28.33	03.67	07.08	13.94	1:00.57	0:59.67	0:56.73	0:07.68 [7]	0:36.95 [6]	1:08.27 [7]	1:36.61 [6]	2:05.00 [5]	1:57.32	1:56.96	+7m	28.31m
		Steven Matson	Q1	Q3			200m	808m	812m	810m	110m	403m	406m	406m	405m				
6	3	KHANS CREED	61.17	0:28.10	03.26	06.48	13.35	1:00.88	0:59.43	0:57.46	0:07.03 [3]	0:36.56 [4]	1:07.91 [5]	1:36.00 [5]	2:05.36 [6]	1:58.33	1:57.28	+2m	32.92m
		Julian Attard	Lead	Q3			200m	807m	807m	805m	110m	404m	404m	404m	402m				
7	5	ROAD TO REIGN	57.80	0:29.04	03.51	06.87	13.88	1:00.46	0:59.64	1:01.69	0:07.47 [5]	0:37.34 [7]	1:07.93 [6]	1:36.98 [7]	2:09.63 [7]	2:02.16	2:01.28	+15m	90.19m
		Michael Bellman	Lead	Q3			201m	816m	813m	810m	109m	409m	407m	407m	404m				

Note: Timing is based on positional data

[ ] Indicates rank at the end of each section

-:--:- No data available for this section

N/A Information not available

# Tabcorp Park Melton VIC - C-CLASS

## Race 5: SOMERSET FARMS TROT - 2240m

24 November 2022 - 2:03PM



HARNESS RACING VICTORIA

RANK	TAB	Horse/ Driver	Top Speed (Km/h)	Fastest Section	First 50m	First 100m	First 200m	First Half	Middle Half	Last Half	Lead Time	1st Quarter	2nd Quarter	3rd Quarter	4th Quarter	Last Mile	Mile Rate	Distance Travelled	Gross Time/ Margin
					03.54	06.91	13.82	1:50.17	2:18.38	2:47.97	0:47.10	1:19.60 (0:32.50)	1:03.10 (0:30.60)	0:58.80 (0:28.20)	0:57.80 (0:29.60)				
1	2	TIPSY TURVY	56.95	0:28.04	03.68	07.14	13.98	1:03.06	0:58.64	0:57.44	0:47.47 [2]	1:19.93 [2]	1:50.53 [2]	2:18.56 [2]	2:47.97 [1]	2:00.50	2:00.70	+10m	2:47.97
		John Caldwell	Lead	Q3			199m	808m	809m	811m	627m	405m	404m	406m	406m				
2	4	ILLAWONG MOONBEAM	57.58	0:28.21	03.54	06.91	13.82	1:03.16	0:58.87	0:57.91	0:47.10 [1]	1:19.52 [1]	1:50.17 [1]	2:18.38 [1]	2:48.08 [2]	2:01.07	2:00.76	+7m	1.54m
		Anthony Butt	Lead	Q3			201m	805m	807m	808m	630m	403m	403m	405m	404m				
3	6	COPACABANA	56.90	0:27.76	03.55	06.98	14.17	1:03.13	0:58.19	0:57.12	0:48.17 [4]	1:20.88 [4]	1:51.30 [4]	2:19.07 [4]	2:48.42 [4]	2:00.25	2:01.01	+13m	6.21m
		Greg Sugars	Lead	Q3			201m	807m	809m	810m	632m	404m	404m	406m	406m				
4	1	APPEARFROMNOWHERE	55.44	0:28.04	03.74	07.24	14.37	1:03.13	0:58.46	0:57.48	0:47.81 [3]	1:20.52 [3]	1:50.94 [3]	2:18.98 [3]	2:48.42 [3]	2:00.60	2:01.00	0m	6.30m
		Tayla French	Lead	Q3			200m	805m	805m	805m	627m	403m	403m	403m	402m				

Scratched: LEANNE LEEANN (3), QUEEN INVASION (5), NORMANDY BELLE (7)

Note: Timing is based on positional data

[ ] Indicates rank at the end of each section

-:--:- No data available for this section

N/A Information not available

# Tabcorp Park Melton VIC - C-CLASS

## Race 6: BERALDO COFFEE TROT (3RD HEAT) - 2240m

24 November 2022 - 2:40PM



HARNESS RACING VICTORIA

RANK	TAB	Horse/ Driver	Top Speed (Km/h)	Fastest Section	First 50m	First 100m	First 200m	First Half	Middle Half	Last Half	Lead Time	1st Quarter	2nd Quarter	3rd Quarter	4th Quarter	Last Mile	Mile Rate	Distance Travelled	Gross Time/ Margin
					03.62	07.10	14.63	1:50.80	2:21.67	2:52.43	0:47.70	1:19.30 (0:31.60)	1:03.10 (0:31.50)	1:02.30 (0:30.80)	1:01.60 (0:30.80)				
1	8	CHARLIE WALKER	52.33	0:30.32	04.37	08.11	15.68	1:02.46	1:01.89	1:01.08	0:48.88 [5]	1:19.77 [4]	1:51.35 [4]	2:21.67 [1]	2:52.43 [1]	2:03.55	2:03.90	+18m	2:52.43
		Michael Bellman	Lead	Q3			200m	815m	813m	808m	634m	409m	407m	406m	403m				
2	7	JAHBELLA	53.68	0:30.33	03.82	07.52	15.56	1:02.33	1:01.83	1:01.01	0:49.35 [8]	1:20.17 [6]	1:51.68 [6]	2:22.00 [3]	2:52.68 [2]	2:03.33	2:04.07	+31m	3.45m
		Greg Sugars	Lead	Q3			204m	814m	812m	813m	644m	409m	406m	407m	407m				
3	3	MAJESTIC JEWEL	56.27	0:30.30	03.62	07.10	14.63	1:02.85	1:02.37	1:01.17	0:48.68 [4]	1:20.03 [5]	1:51.53 [5]	2:22.39 [6]	2:52.70 [3]	2:04.01	2:04.08	+2m	3.63m
		John Caldwell	Lead	Q4			198m	806m	805m	808m	627m	404m	403m	403m	406m				
4	2	WHOSE ME MUM	53.24	0:30.35	03.83	07.57	15.28	1:02.67	1:01.84	1:01.12	0:49.32 [7]	1:20.51 [8]	1:51.99 [8]	2:22.35 [5]	2:53.12 [4]	2:03.80	2:04.38	+15m	9.17m
		James Herbertson	Lead	Q3			200m	810m	815m	816m	630m	405m	406m	409m	407m				
5	1	BELLMAC BAMBI	54.50	0:30.55	03.75	07.39	14.97	1:02.86	1:02.36	1:01.41	0:49.01 [6]	1:20.37 [7]	1:51.88 [7]	2:22.74 [7]	2:53.28 [5]	2:04.27	2:04.50	+3m	11.72m
		Monique Burnett	Lead	Q4			199m	805m	808m	809m	629m	403m	403m	406m	404m				
6	4	IM MISS ROYALTY	54.55	0:30.88	03.78	07.39	14.83	1:02.94	1:02.42	1:02.41	0:48.24 [2]	1:19.64 [3]	1:51.19 [3]	2:22.07 [4]	2:53.60 [6]	2:05.36	2:04.72	+4m	15.53m
		Ian White	Lead	Q3			201m	804m	805m	807m	634m	403m	402m	404m	404m				
7	5	RIOTERRA	54.01	0:30.93	03.68	07.41	15.50	1:02.48	1:02.87	1:02.87	0:50.10 [9]	1:21.03 [9]	1:52.57 [9]	2:23.91 [8]	2:55.44 [7]	2:05.34	2:06.05	+19m	40.45m
		David Murphy	Lead	Q1			202m	808m	806m	806m	645m	405m	404m	403m	403m				

Note: Timing is based on positional data

[ ] Indicates rank at the end of each section

-:--:- No data available for this section

N/A Information not available





# Tabcorp Park Melton VIC - C-CLASS

## Race 6: BERALDO COFFEE TROT (3RD HEAT) - 2240m

24 November 2022 - 2:40PM



HARNESS RACING VICTORIA

RANK	TAB	Horse/ Driver	Top Speed (Km/h)	Fastest Section	First 50m	First 100m	First 200m	First Half	Middle Half	Last Half	Lead Time	1st Quarter	2nd Quarter	3rd Quarter	4th Quarter	Last Mile	Mile Rate	Distance Travelled	Gross Time/ Margin
					03.62	07.10	14.63	1:50.80	2:21.67	2:52.43	0:47.70	1:19.30 (0:31.60)	1:03.10 (0:31.50)	1:02.30 (0:30.80)	1:01.60 (0:30.80)				
8	9	ALGORITHM	53.57	0:30.91	04.11	07.78	15.26	1:02.50	1:02.54	1:05.28	0:48.48 [3]	1:19.40 [2]	1:50.98 [2]	2:21.94 [2]	2:56.28 [8]	2:07.79	2:06.65	+14m	51.22m
		Jason Ainsworth	Lead	Q1			201m	814m	810m	806m		634m	408m	406m	405m				
9	6	ALLEYES	54.30	0:31.55	03.90	07.59	15.06	1:03.11	1:07.54	1:16.76	0:47.70 [1]	1:19.25 [1]	1:50.80 [1]	2:26.80 [9]	3:07.56 [9]	2:19.87	2:14.76	+27m	202.97m
		Scott Ewen	Lead	Q2			204m	804m	810m	821m	642m	403m	402m	409m	412m				

Note: Timing is based on positional data

[ ] Indicates rank at the end of each section

-:--:-- No data available for this section

N/A Information not available

# Tabcorp Park Melton VIC - C-CLASS

## Race 7: BENSTUD STANDARDBREDS PACE - 2240m

24 November 2022 - 3:18PM



HARNESS RACING VICTORIA

RANK	TAB	Horse/ Driver	Top Speed (Km/h)	Fastest Section	First 50m 03.48	First 100m 06.79	First 200m 13.72	First Half 1:46.33	Middle Half 2:15.04	Last Half 2:43.90	Lead Time 0:46.50	1st Quarter	2nd Quarter	3rd Quarter	4th Quarter	Last Mile	Mile Rate	Distance Travelled	Gross Time/ Margin
												1:16.70 (0:30.20)	0:59.80 (0:29.60)	0:58.30 (0:28.70)	0:57.60 (0:28.90)				
1	6	ISLAND ROCKNROLL	55.27	0:28.20	03.86	07.59	15.35	0:59.45	0:57.72	0:56.80	0:47.65 [7]	1:17.57 [6] (0:29.93)	1:47.10 [6] (0:29.52)	2:15.30 [4] (0:28.20)	2:43.90 [1] (0:28.60)	1:56.25 1636m	1:57.80	+32m	2:43.90
		Conor Crook	Q4	Q3				200m	815m	816m	820m	634m	409m	407m	410m				
2	8	JANNALI	57.95	0:28.54	03.85	07.28	14.61	0:59.78	0:58.18	0:57.09	0:47.16 [4]	1:17.30 [5] (0:30.14)	1:46.94 [5] (0:29.64)	2:15.49 [6] (0:28.54)	2:44.04 [2] (0:28.55)	1:56.87 1618m	1:57.85	+7m	1.73m
		Abbey Turnbull	Lead	Q3				199m	805m	805m	811m	627m	404m	402m	404m				
3	7	LUELLA NZ	53.59	0:28.24	03.88	07.68	15.71	0:59.46	0:57.78	0:56.79	0:48.00 [8]	1:17.92 [8] (0:29.92)	1:47.46 [8] (0:29.54)	2:15.70 [7] (0:28.24)	2:44.25 [3] (0:28.55)	1:56.25 1633m	1:58.01	+29m	4.51m
		Chris Alford	Lead	Q3				202m	813m	813m	818m	635m	408m	406m	408m				
4	5	MIDNIGHTMAGIC	56.17	0:28.33	03.63	07.26	14.90	0:59.52	0:57.84	0:58.03	0:47.28 [5]	1:17.28 [4] (0:30.01)	1:46.81 [4] (0:29.51)	2:15.13 [3] (0:28.33)	2:44.83 [5] (0:29.70)	1:57.55 1630m	1:58.43	+25m	12.22m
		John Caldwell	Lead	Q3				202m	814m	815m	815m	634m	408m	406m	410m				
5	1	SMILING SHANDY	57.87	0:28.69	03.48	06.91	14.12	0:59.81	0:58.33	0:58.19	0:46.82 [2]	1:16.99 [3] (0:30.17)	1:46.63 [3] (0:29.64)	2:15.33 [5] (0:28.69)	2:44.83 [4] (0:29.50)	1:58.00 1612m	1:58.42	+3m	12.28m
		James Herbertson	Lead	Q3				200m	805m	807m	807m	628m	402m	403m	404m				
6	3	MISS TWINKLE	55.06	0:28.61	03.94	07.49	14.90	0:59.63	0:58.18	0:57.98	0:47.60 [6]	1:17.67 [7] (0:30.06)	1:47.24 [7] (0:29.56)	2:15.85 [8] (0:28.61)	2:45.22 [6] (0:29.38)	1:57.61 1615m	1:58.70	+5m	17.41m
		George Schembri	Lead	Q3				200m	805m	807m	810m	628m	402m	403m	404m				
7	2	ZARAS ALL GOOD	58.58	0:28.70	03.47	06.79	13.72	0:59.79	0:58.33	0:59.81	0:46.50 [1]	1:16.71 [1] (0:30.17)	1:46.33 [1] (0:29.62)	2:15.04 [1] (0:28.70)	2:46.14 [7] (0:31.11)	1:59.60 1611m	1:59.37	0m	29.54m
		Jodi Quinlan	Lead	Q3				200m	804m	805m	805m	627m	403m	402m	404m				

Note: Timing is based on positional data

[ ] Indicates rank at the end of each section

-:--:- No data available for this section

N/A Information not available



# Tabcorp Park Melton VIC - C-CLASS

## Race 7: BENSTUD STANDARDBREDS PACE - 2240m

24 November 2022 - 3:18PM



HARNESS RACING VICTORIA

RANK	TAB	Horse/ Driver	Top Speed (Km/h)	Fastest Section	First 50m	First 100m	First 200m	First Half	Middle Half	Last Half	Lead Time	1st Quarter	2nd Quarter	3rd Quarter	4th Quarter	Last Mile	Mile Rate	Distance Travelled	Gross Time/ Margin
					03.48	06.79	13.72	1:46.33	2:15.04	2:43.90	0:46.50	1:16.70 (0:30.20)	0:59.80 (0:29.60)	0:58.30 (0:28.70)	0:57.60 (0:28.90)				
8	4	TREMBITA Sergio Lenardi	57.66	0:28.64	03.49	06.97	14.51	0:59.53	0:58.12	1:00.26	0:46.95 [3]	1:16.99 [2]	1:46.49 [2]	2:15.12 [2]	2:46.73 [8]	1:59.78	1:59.79	+21m	37.38m
			Lead	Q3			200m	813m	813m	812m	633m	408m	406m	408m	405m				

Note: Timing is based on positional data

[ ] Indicates rank at the end of each section

-:--:-- No data available for this section

N/A Information not available

# Tabcorp Park Melton VIC - C-CLASS

## Race 8: CATANACHS JEWELLERS PACE - 1720m

24 November 2022 - 3:51PM



HARNESS RACING VICTORIA


RANK	TAB	Horse/ Driver	Top Speed (Km/h)	Fastest Section	First 50m	First 100m	First 200m	First Half	Middle Half	Last Half	Lead Time	1st Quarter	2nd Quarter	3rd Quarter	4th Quarter	Last Mile	Mile Rate	Distance Travelled	Gross Time/ Margin
					03.23	06.37	12.85	1:05.92	1:35.48	2:03.74	0:06.90	0:34.80 (0:27.90)	0:59.00 (0:31.10)	1:00.60 (0:29.50)	0:57.80 (0:28.30)				
1	2	WELL SAID HARPS	59.63	0:28.14	03.37	06.64	13.19	0:59.64	0:59.07	0:56.91	0:07.20 [5]	0:36.52 [6]	1:06.84 [7]	1:35.60 [2]	2:03.74 [1]	1:56.54	1:55.80	+20m	2:03.74
		Allan McDonough	Q1	Q4			200m	816m	816m	816m	109m	409m	407m	409m	408m				
2	9	WINGATE GUY	59.05	0:28.11	03.65	06.95	13.51	0:59.64	0:59.15	0:56.94	0:07.50 [7]	0:36.84 [8]	1:07.14 [8]	1:35.99 [5]	2:04.09 [2]	1:56.57	1:56.11	+22m	4.52m
		Connor Clarke	Q1	Q4			199m	815m	816m	818m	109m	408m	407m	410m	409m				
3	10	ILLAWONG AWESOME	57.77	0:27.96	03.76	07.09	13.84	0:59.72	0:59.16	0:56.86	0:07.70 [9]	0:37.17 [9]	1:07.42 [9]	1:36.33 [8]	2:04.28 [3]	1:56.57	1:56.28	+25m	7.23m
		Jodi Quinlan	Lead	Q4			201m	815m	818m	821m	109m	408m	407m	411m	411m				
4	7	HAMELDAEME	58.31	0:29.19	03.41	06.82	13.65	0:58.62	0:59.15	0:59.22	0:07.42 [6]	0:36.61 [7]	1:06.04 [2]	1:35.77 [4]	2:05.27 [4]	1:57.85	1:57.21	+24m	20.33m
		Clinton Welsh	Lead	Q1			201m	823m	818m	812m	108m	413m	411m	407m	406m				
5	1	MORVAH	61.37	0:28.51	03.32	06.47	12.82	0:59.18	1:00.23	0:59.11	0:07.01 [3]	0:35.53 [2]	1:06.20 [3]	1:35.75 [3]	2:05.32 [5]	1:58.30	1:57.25	+1m	21.07m
		James Herbertson	Q1	Q1			200m	806m	806m	807m	109m	404m	402m	405m	403m				
6	8	OUR BELLA LUCIA	59.31	0:28.42	03.67	06.95	13.44	0:58.99	1:00.12	0:59.11	0:07.51 [8]	0:35.94 [3]	1:06.50 [5]	1:36.05 [6]	2:05.61 [6]	1:58.09	1:57.53	+1m	25.28m
		Jackie Barker	Q1	Q1			199m	805m	806m	807m	109m	403m	403m	405m	403m				
7	3	VAN GOGH	62.00	0:29.35	03.23	06.37	12.85	0:59.66	1:00.08	0:59.37	0:06.90 [1]	0:36.25 [5]	1:06.56 [6]	1:36.33 [9]	2:05.94 [7]	1:59.03	1:57.83	+16m	29.20m
		Conor Crook	Q1	Q1			200m	815m	813m	812m	109m	408m	407m	407m	406m				

Note: Timing is based on positional data

[ ] Indicates rank at the end of each section

-:--:- No data available for this section

N/A Information not available



# Tabcorp Park Melton VIC - C-CLASS

## Race 8: CATANACHS JEWELLERS PACE - 1720m

24 November 2022 - 3:51PM



HARNESS RACING VICTORIA

RANK	TAB	Horse/Driver	Top Speed (Km/h)	Fastest Section	First 50m	First 100m	First 200m	First Half	Middle Half	Last Half	Lead Time	1st Quarter	2nd Quarter	3rd Quarter	4th Quarter	Last Mile	Mile Rate	Distance Travelled	Gross Time/Margin
8	4	THE BIG END OFTOWN	61.69	0:27.92	03.23	06.38	12.85	1:05.92	1:35.48	2:03.74	0:06.90	0:34.80 (0:27.90)	0:59.00 (0:31.10)	1:00.60 (0:29.50)	0:57.80 (0:28.30)	1:59.07	1:57.89	+6m	29.93m
		Michelle Phillips	Q1	Q1			201m	811m	807m	807m	109m	0:34.84 [1] (0:27.92)	1:05.92 [1] (0:31.08)	1:35.48 [1] (0:29.56)	2:05.99 [8] (0:30.51)				
9	6	REALLY CAMPBELL	60.74	0:29.17	03.28	06.46	13.22	0:59.20	0:59.90	1:00.26	0:07.05 [4]	0:36.23 [4] (0:29.17)	1:06.26 [4] (0:30.03)	1:36.12 [7] (0:29.87)	2:06.51 [9] (0:30.38)	1:59.45	1:58.37	+23m	36.91m
		Justin Campbell	Lead	Q1			202m	819m	812m	814m	110m	0:36.23 [4] (0:29.17)	1:06.26 [4] (0:30.03)	1:36.12 [7] (0:29.87)	2:06.51 [9] (0:30.38)				

Scratched: HARTS LAST (5)

Note: Timing is based on positional data

[ ] Indicates rank at the end of each section

-:--:-- No data available for this section

N/A Information not available

# Tabcorp Park Melton VIC - C-CLASS

## Race 9: LOGICAL SOLUTION PACE - 2240m

24 November 2022 - 4:34PM



HARNESS RACING VICTORIA

RANK	TAB	Horse/ Driver	Top Speed (Km/h)	Fastest Section	First 50m	First 100m	First 200m	First Half	Middle Half	Last Half	Lead Time	1st Quarter	2nd Quarter	3rd Quarter	4th Quarter	Last Mile	Mile Rate	Distance Travelled	Gross Time/ Margin
					03.31	06.47	13.25	1:50.71	2:19.47	2:48.62	0:47.10	1:20.10 (0:33.00)	1:03.60 (0:30.60)	0:59.30 (0:28.70)	0:57.90 (0:29.20)				
1	5	<b>CHARISMA KING</b>	<b>59.84</b>	<b>0:28.76</b>	<b>03.40</b>	<b>06.71</b>	<b>13.56</b>	1:03.54	0:59.35	0:57.90	0:47.10 [1]	<b>1:20.12 [1]</b>	<b>1:50.71 [1]</b>	<b>2:19.47 [1]</b>	<b>2:48.62 [1]</b>	2:01.45	2:01.10	<b>+6m</b>	<b>2:48.62</b>
		Bailey McDonough	Lead	Q3			200m	807m	805m	805m		631m	404m	403m	403m				
2	6	<b>RIVER PATROL NZ</b>	<b>62.03</b>	<b>0:28.78</b>	<b>03.31</b>	<b>06.47</b>	<b>13.25</b>	1:03.50	0:59.32	0:57.99	0:47.48 [2]	<b>1:20.45 [2]</b>	<b>1:50.99 [3]</b>	<b>2:19.77 [3]</b>	<b>2:48.97 [2]</b>	2:01.48	2:01.40	<b>0m</b>	<b>4.95m</b>
		Michael Bellman	Lead	Q3			199m	804m	804m	805m		627m	403m	401m	404m				
3	7	<b>AIMFORTHESTARZZZ</b>	<b>57.54</b>	<b>0:28.85</b>	<b>03.51</b>	<b>07.05</b>	<b>14.36</b>	1:02.13	0:58.40	0:57.75	0:49.32 [6]	<b>1:21.90 [6]</b>	<b>1:51.46 [6]</b>	<b>2:20.30 [6]</b>	<b>2:49.20 [3]</b>	1:59.87	2:01.56	<b>+22m</b>	<b>7.83m</b>
		Ken Tippett	Lead	Q3			201m	810m	813m	815m		634m	404m	407m	407m				
4	3	<b>CALCULATING DANCER</b>	<b>58.07</b>	<b>0:28.84</b>	<b>03.51</b>	<b>06.89</b>	<b>13.90</b>	1:02.97	0:58.90	0:58.09	0:48.15 [4]	<b>1:21.07 [4]</b>	<b>1:51.12 [4]</b>	<b>2:19.96 [4]</b>	<b>2:49.21 [4]</b>	2:01.05	2:01.56	<b>+14m</b>	<b>8.10m</b>
		Chris Romanidis	Lead	Q3			199m	808m	812m	813m		630m	402m	406m	407m				
5	8	<b>MAJOR COMMENT</b>	<b>57.07</b>	<b>0:28.83</b>	<b>04.05</b>	<b>07.46</b>	<b>14.42</b>	1:02.55	0:58.63	0:58.11	0:48.84 [5]	<b>1:21.59 [5]</b>	<b>1:51.39 [5]</b>	<b>2:20.23 [5]</b>	<b>2:49.51 [5]</b>	2:00.67	2:01.78	<b>+2m</b>	<b>11.95m</b>
		Rita Burnett	Lead	Q3			200m	804m	806m	808m		628m	403m	402m	405m				
6	1	<b>BULLDOG MACRAY</b>	<b>58.99</b>	<b>0:28.82</b>	<b>03.53</b>	<b>06.84</b>	<b>13.64</b>	1:03.04	0:58.93	0:58.76	0:47.80 [3]	<b>1:20.76 [3]</b>	<b>1:50.85 [2]</b>	<b>2:19.68 [2]</b>	<b>2:49.62 [6]</b>	2:01.81	2:01.86	<b>+8m</b>	<b>13.41m</b>
		Shannon O'Sullivan	Lead	Q3			200m	808m	811m	810m		627m	403m	406m	406m				
7	2	<b>KEEPCRACKINGJOKES</b>	<b>53.99</b>	<b>0:28.92</b>	<b>03.86</b>	<b>07.50</b>	<b>14.76</b>	1:02.02	0:58.40	0:58.04	0:49.75 [7]	<b>1:22.31 [7]</b>	<b>1:51.78 [7]</b>	<b>2:20.70 [7]</b>	<b>2:49.82 [7]</b>	2:00.06	2:02.01	<b>+16m</b>	<b>16.21m</b>
		Steven Matson	Lead	Q3			199m	809m	810m	813m		631m	404m	405m	406m				

Note: Timing is based on positional data

[ ] Indicates rank at the end of each section


-:--:- No data available for this section

N/A Information not available

# Tabcorp Park Melton VIC - C-CLASS

Race 9: LOGICAL SOLUTION PACE - 2240m

24 November 2022 - 4:34PM



HARNESS RACING VICTORIA

**Scratched:** HOWS THE SERENITY (4)

---

Note: Timing is based on positional data

[ ] Indicates rank at the end of each section

:-:-- No data available for this section

N/A Information not available

Data processed by  TRIPLESDATA

# Tabcorp Park Melton VIC - C-CLASS

## Race 10: DYNAMIC PRINT MAIDEN PACE - 1720m

24 November 2022 - 5:10PM



HARNESS RACING VICTORIA

RANK	TAB	Horse/ Driver	Top Speed (Km/h)	Fastest Section	First 50m	First 100m	First 200m	First Half	Middle Half	Last Half	Lead Time	1st Quarter	2nd Quarter	3rd Quarter	4th Quarter	Last Mile	Mile Rate	Distance Travelled	Gross Time/ Margin
												0:35.80 (0:28.70)	1:00.20 (0:31.50)	1:00.40 (0:28.90)	0:58.10 (0:29.20)				
1	6	SWEETER THAN SUGAR	58.49	0:28.44	03.50	06.84	14.34	1:00.98	0:59.66	0:56.97	0:07.47 [4]	0:37.23 [8]	1:08.46 [8]	1:36.89 [5]	2:05.42 [1]	1:57.95	1:57.30	+20m	2:05.42
		Conor Crook	Lead	Q3				202m	816m	813m	813m	111m	411m	406m	408m				
2	4	JUDES DUDE	59.27	0:28.82	03.36	06.71	13.64	1:00.50	1:00.28	0:57.72	0:07.28 [3]	0:36.33 [4]	1:07.79 [4]	1:36.61 [4]	2:05.51 [2]	1:58.22	1:57.44	+18m	1.11m
		Michelle Phillips	Lead	Q3				201m	813m	812m	814m	110m	408m	406m	407m				
3	2	WIPE THE CANVAS	60.78	0:28.87	03.23	06.42	13.07	1:00.48	1:00.32	0:58.10	0:07.10 [1]	0:36.01 [2]	1:07.46 [2]	1:36.33 [2]	2:05.56 [3]	1:58.57	1:57.49	+14m	1.86m
		Shannon O'Sullivan	Lead	Q3				199m	812m	810m	812m	110m	408m	404m	407m				
4	1	IMANGRY	60.36	0:28.63	03.34	06.56	12.97	1:00.19	1:00.47	0:58.59	0:07.10 [2]	0:35.74 [1]	1:07.30 [1]	1:36.21 [1]	2:05.89 [4]	1:58.78	1:57.79	+2m	6.09m
		Rita Burnett	Q1	Q1			201m	806m	805m	806m	110m	404m	403m	403m	404m				
5	9	ARTS CLASSIC	58.90	0:28.77	03.71	07.02	14.01	1:00.53	1:00.03	0:58.97	0:07.60 [6]	0:36.86 [6]	1:08.13 [6]	1:36.90 [6]	2:07.10 [5]	1:59.50	1:58.92	+22m	22.36m
		Michael Bellman	Lead	Q3				201m	814m	815m	817m	110m	409m	407m	409m				
6	8	RAFATOM	59.50	0:28.60	03.65	06.94	13.64	1:00.12	1:00.42	0:59.69	0:07.50 [5]	0:36.11 [3]	1:07.63 [3]	1:36.53 [3]	2:07.33 [6]	1:59.82	1:59.14	0m	25.35m
		Jackie Barker	Lead	Q1				199m	804m	804m	806m	110m	403m	402m	403m				
7	10	YERING ROSE	55.80	0:29.05	04.04	07.54	14.65	1:00.14	1:00.32	0:59.50	0:08.15 [10]	0:37.21 [7]	1:08.28 [7]	1:37.52 [8]	2:07.80 [7]	1:59.64	1:59.57	+5m	31.49m
		Jayden Barker	Lead	Q1				201m	807m	806m	809m	110m	405m	402m	404m				

Note: Timing is based on positional data

[ ] Indicates rank at the end of each section

-:--:-- No data available for this section

N/A Information not available





# Tabcorp Park Melton VIC - C-CLASS

## Race 10: DYNAMIC PRINT MAIDEN PACE - 1720m

24 November 2022 - 5:10PM



HARNESS RACING VICTORIA

RANK	TAB	Horse/ Driver	Top Speed (Km/h)	Fastest Section	First 50m	First 100m	First 200m	First Half	Middle Half	Last Half	Lead Time	1st Quarter	2nd Quarter	3rd Quarter	4th Quarter	Last Mile	Mile Rate	Distance Travelled	Gross Time/ Margin
					03.23	06.42	12.97	1:07.30	1:36.21	2:05.42	0:07.10	0:35.80 (0:28.70)	1:00.20 (0:31.50)	1:00.40 (0:28.90)	0:58.10 (0:29.20)				
8	7	<b>SPARKLING SUE</b>	<b>56.31</b>	<b>0:29.42</b>	<b>03.75</b>	<b>07.32</b>	<b>15.08</b>	1:00.62	0:59.77	0:59.46	0:07.95 [8]	<b>0:38.23 [10]</b>	<b>1:08.56 [9]</b>	<b>1:37.99 [9]</b>	<b>2:08.03 [8]</b>	2:00.08	1:59.80	<b>+8m</b>	<b>34.98m</b>
		Steve Austen	Lead	Q3			203m	812m	806m	807m	110m	410m	<b>403m</b>	404m	404m				
9	3	<b>UNION BOSS</b>	<b>56.97</b>	<b>0:29.03</b>	<b>03.65</b>	<b>07.15</b>	<b>14.37</b>	1:00.16	1:00.48	1:01.12	0:07.77 [7]	<b>0:36.81 [5]</b>	<b>1:07.94 [5]</b>	<b>1:37.28 [7]</b>	<b>2:09.06 [9]</b>	2:01.28	2:00.76	<b>+3m</b>	<b>48.55m</b>
		James Herbertson	Lead	Q1			202m	807m	806m	806m	110m	406m	402m	404m	403m				
10	5	<b>LAZIO LASS</b>	<b>54.45</b>	<b>0:29.60</b>	<b>03.81</b>	<b>07.39</b>	<b>14.85</b>	1:00.59	1:00.65	1:02.28	0:08.03 [9]	<b>0:37.63 [9]</b>	<b>1:08.62 [10]</b>	<b>1:38.28 [10]</b>	<b>2:10.91 [10]</b>	2:02.88	2:02.49	<b>+22m</b>	<b>73.05m</b>
		Darby McGuigan	Lead	Q1			201m	818m	817m	815m	110m	411m	408m	410m	405m				

Note: Timing is based on positional data

[ ] Indicates rank at the end of each section

-:--:- No data available for this section

N/A Information not available

# Tabcorp Park Melton VIC - C-CLASS

## Race 11: ALLIED EXPRESS 3YO VICBRED MAIDEN TROT - 2240m

24 November 2022 - 5:46PM



HARNESS RACING VICTORIA

RANK	TAB	Horse/ Driver	Top Speed (Km/h)	Fastest Section	First 50m	First 100m	First 200m	First Half	Middle Half	Last Half	Lead Time	1st Quarter	2nd Quarter	3rd Quarter	4th Quarter	Last Mile	Mile Rate	Distance Travelled	Gross Time/ Margin
					03.72	07.27	14.56	1:50.03	2:20.62	2:51.22	0:47.00	1:18.30 (0:31.30)	1:03.00 (0:31.70)	1:02.30 (0:30.60)	1:01.20 (0:30.60)				
1	9	NAKEDTRUTH	51.59	0:30.10	04.32	08.12	15.81	1:01.42	1:00.69	1:01.19	0:48.61 [7]	1:19.93 [6]	1:50.03 [1]	2:20.62 [1]	2:51.22 [1]	2:02.61	2:03.00	+18m	2:51.22
		Chris Alford	Lead	Q2			200m	815m	811m	807m	633m	408m	408m	404m	403m				
2	8	ACOO INVESTMENT	51.71	0:29.88	04.71	08.47	16.19	1:02.04	1:00.64	1:00.66	0:48.98 [8]	1:20.27 [8]	1:51.03 [4]	2:20.91 [2]	2:51.69 [2]	2:02.70	2:03.35	+27m	6.20m
		John Caldwell	Lead	Q3			201m	819m	818m	813m	632m	409m	411m	408m	406m				
3	6	NO SURPRISES	54.18	0:30.65	03.74	07.33	14.94	1:03.27	1:02.66	1:01.34	0:47.00 [1]	1:18.35 [1]	1:50.36 [2]	2:21.00 [3]	2:51.69 [3]	2:04.61	2:03.35	+11m	6.36m
		Emmett Brosnan	Lead	Q3			203m	806m	807m	806m	637m	404m	403m	405m	402m				
4	10	SIR ED	51.71	0:30.40	04.27	08.09	15.56	1:03.24	1:02.54	1:01.05	0:47.47 [2]	1:18.82 [2]	1:50.72 [3]	2:21.36 [5]	2:51.77 [4]	2:04.28	2:03.41	+24m	7.09m
		Jason Lee	Lead	Q4			202m	815m	809m	809m	639m	410m	406m	405m	405m				
5	12	TUBS NOW SLIM	52.18	0:29.84	04.27	08.11	16.00	1:02.10	1:00.67	1:00.50	0:49.27 [9]	1:20.55 [9]	1:51.37 [6]	2:21.22 [4]	2:51.88 [5]	2:02.61	2:03.49	+36m	8.66m
		Kyle Marshall	Lead	Q3			202m	819m	818m	816m	637m	410m	410m	409m	408m				
6	3	POSH KYVALLEY	51.51	0:31.18	03.92	07.71	15.31	1:03.80	1:03.42	1:02.40	0:47.90 [5]	1:19.50 [5]	1:51.70 [8]	2:22.93 [9]	2:54.11 [6]	2:06.20	2:05.09	+28m	38.70m
		Darby McGuigan	Lead	Q4			202m	812m	815m	819m	634m	408m	405m	411m	409m				
7	2	DAISY BOUCHEA	52.93	0:30.49	03.83	07.50	14.91	1:04.41	1:01.30	1:02.14	0:47.91 [6]	1:21.49 [11]	1:52.32 [11]	2:22.80 [7]	2:54.46 [7]	2:06.55	2:05.34	+11m	43.30m
		Jason Ainsworth	Lead	Q3			201m	807m	815m	813m	629m	400m	407m	408m	405m				

Note: Timing is based on positional data

[ ] Indicates rank at the end of each section

-:--:- No data available for this section

N/A Information not available

# Tabcorp Park Melton VIC - C-CLASS

## Race 11: ALLIED EXPRESS 3YO VICBRED MAIDEN TROT - 2240m

24 November 2022 - 5:46PM



HARNESS RACING VICTORIA

RANK	TAB	Horse/ Driver	Top Speed (Km/h)	Fastest Section	First 50m	First 100m	First 200m	First Half	Middle Half	Last Half	Lead Time	1st Quarter	2nd Quarter	3rd Quarter	4th Quarter	Last Mile	Mile Rate	Distance Travelled	Gross Time/ Margin
					03.72	07.27	14.56	1:50.03	2:20.62	2:51.22	0:47.00	1:18.30 (0:31.30)	1:03.00 (0:31.70)	1:02.30 (0:30.60)	1:01.20 (0:30.60)				
8	5	FRANKYTHEFRENCHMAN	52.06	0:30.17	05.32	09.07	16.92	1:02.12	1:01.70	1:03.10	0:50.04 [11]	1:20.64 [10]	1:52.16 [10]	2:22.33 [6]	2:55.26 [8]	2:05.21	2:05.92	+11m	53.97m
		Matthew Gath	Lead	Q3			202m	805m	809m	809m	633m	403m	403m	407m	403m				
9	11	BLANCO CANYON	50.62	0:30.63	05.05	08.86	16.64	1:02.34	1:03.24	1:04.26	0:49.49 [10]	1:20.13 [7]	1:51.83 [9]	2:23.37 [10]	2:56.10 [9]	2:06.60	2:06.52	+9m	65.19m
		Allan Lousada	Lead	Q1			201m	806m	805m	809m	632m	404m	402m	404m	406m				
10	4	WILLS MAVERICK	55.03	0:31.59	03.72	07.27	14.56	1:03.69	1:03.75	1:05.84	0:47.56 [4]	1:19.16 [4]	1:51.26 [5]	2:22.92 [8]	2:57.10 [10]	2:09.53	2:07.24	+14m	78.25m
		James Herbertson	Lead	Q1			200m	812m	809m	807m	633m	408m	406m	405m	403m				
11	1	SHES MY PRIDE	54.28	0:31.26	03.75	07.33	14.56	1:03.94	1:08.22	1:16.75	0:47.56 [3]	1:18.82 [3]	1:51.51 [7]	2:27.04 [11]	3:08.27 [11]	2:20.70	2:15.26	0m	228.05m
		Michael Bellman	Lead	Q1			200m	804m	804m	805m	628m	403m	402m	403m	403m				

Scratched: STOCKMAN PETER (7)

Note: Timing is based on positional data

[ ] Indicates rank at the end of each section

-:--:- No data available for this section

N/A Information not available