

# Tabcorp Park Melton VIC - M-CLASS

## Race 1: BILL GLOVER MEMORIAL PACE - 1720m

20 August 2022 - 6:01PM



HARNESS RACING VICTORIA


RANK	TAB	Horse/ Driver	Top Speed (Km/h)	Fastest Section	First 50m	First 100m	First 200m	First Half	Middle Half	Last Half	Lead Time	1st Quarter	2nd Quarter	3rd Quarter	4th Quarter	Last Mile	Mile Rate	Distance Travelled	Gross Time/ Margin
					03.00	06.07	12.69	1:04.28	1:32.69	2:00.83	0:06.70	0:34.97 (0:28.26)	1:04.28 (0:29.32)	1:32.69 (0:28.40)	2:00.83 (0:28.14)				
1	10	CAPTAIN BELLASARIO	57.71	0:27.11	03.72	07.16	14.25	0:57.79	0:56.38	0:55.18	0:07.86 [9]	0:36.38 [10]	1:05.65 [10]	1:32.76 [2]	2:00.83 [1]	1:52.97	1:53.05	+20m	2:00.83
		Jack Laugher	Lead	Q3			201m	815m	816m	815m		110m	410m	407m	410m				
2	3	BUDD SIDEWINDER	58.68	0:27.76	03.38	06.71	13.71	0:57.81	0:57.63	0:56.10	0:07.38 [5]	0:35.90 [7]	1:05.19 [7]	1:33.53 [9]	2:01.30 [2]	1:53.91	1:53.49	+2m	6.48m
		Ashleigh Markham	Lead	Q4			200m	805m	806m	808m		110m	404m	401m	405m				
3	2	MESSERATI	60.39	0:28.09	03.23	06.43	13.40	0:57.76	0:57.67	0:56.45	0:07.12 [3]	0:35.57 [5]	1:04.88 [5]	1:33.24 [6]	2:01.33 [3]	1:54.21	1:53.53	+3m	6.87m
		John Caldwell	Lead	Q4			200m	804m	807m	808m		110m	402m	403m	405m				
4	5	MAJOR DELICO	63.22	0:28.38	03.00	06.14	13.06	0:57.79	0:57.71	0:56.82	0:06.81 [2]	0:35.28 [3]	1:04.61 [3]	1:32.99 [4]	2:01.42 [4]	1:54.60	1:53.61	0m	7.99m
		Rodney Petroff	Lead	Q3			198m	803m	806m	806m		109m	401m	403m	404m				
5	8	SHEFFIELD SPARKY NZ	56.50	0:27.90	03.83	07.28	14.15	0:57.39	0:57.21	0:56.17	0:08.00 [10]	0:36.10 [8]	1:05.40 [8]	1:33.30 [7]	2:01.57 [5]	1:53.56	1:53.76	+22m	10.07m
		Jodi Quinlan	Lead	Q3			201m	812m	814m	819m		111m	407m	406m	409m				
6	1	MAGIC MIKE NZ	56.78	0:28.04	03.54	06.98	13.98	0:57.77	0:57.41	0:56.16	0:07.68 [7]	0:36.17 [9]	1:05.45 [9]	1:33.56 [10]	2:01.61 [6]	1:53.93	1:53.79	+13m	10.66m
		Ellen Tormey	Lead	Q4			199m	804m	809m	820m		109m	402m	402m	408m				
7	9	HAYDEN BROMAC NZ	58.86	0:28.06	03.61	07.01	13.82	0:57.38	0:57.67	0:56.96	0:07.72 [8]	0:35.78 [6]	1:05.10 [6]	1:33.46 [8]	2:02.06 [7]	1:54.34	1:54.21	+20m	16.67m
		James Herbertson	Lead	Q1			201m	814m	814m	816m		110m	407m	408m	407m				

Note: Timing is based on positional data

[ ] Indicates rank at the end of each section

-:--:- No data available for this section

N/A Information not available



# Tabcorp Park Melton VIC - M-CLASS

## Race 1: BILL GLOVER MEMORIAL PACE - 1720m

20 August 2022 - 6:01PM



HARNESS RACING VICTORIA

RANK	TAB	Horse/ Driver	Top Speed (Km/h)	Fastest Section	First 50m	First 100m	First 200m	First Half	Middle Half	Last Half	Lead Time	1st Quarter	2nd Quarter	3rd Quarter	4th Quarter	Last Mile	Mile Rate	Distance Travelled	Gross Time/ Margin
					03.00	06.07	12.69	1:04.28	1:32.69	2:00.83	0:06.70	0:34.97 (0:28.26)	1:04.28 (0:29.32)	1:32.69 (0:28.40)	2:00.83 (0:28.14)				
8	6	ARDEN ROANOKE NZ	63.77	0:28.26	03.01	06.07	12.69	0:57.57	0:57.73	0:58.10	0:06.70 [1]	0:34.97 [1]	1:04.28 [1]	1:32.69 [1]	2:02.40 [8]	1:55.69	1:54.52	0m	20.91m
		Nathan Jack	Lead	Q1			200m	803m	806m	806m	110m	402m	402m	405m	402m				
9	7	MAJOR WATSON NZ	58.41	0:28.08	03.37	06.72	13.65	0:57.41	0:57.71	0:57.96	0:07.41 [6]	0:35.49 [4]	1:04.82 [4]	1:33.21 [5]	2:02.79 [9]	1:55.38	1:54.89	+21m	26.29m
		Daryl Douglas	Lead	Q1			202m	815m	813m	815m	111m	410m	406m	408m	408m				
10	11	MY SUPERANNUATION	61.77	0:27.97	03.40	06.55	13.28	0:57.33	0:57.77	0:58.59	0:07.20 [4]	0:35.17 [2]	1:04.54 [2]	1:32.94 [3]	2:03.12 [10]	1:55.92	1:55.20	+16m	30.66m
		Greg Sugars	Lead	Q1			200m	813m	812m	813m	111m	407m	406m	407m	407m				

Scratched: SAMMYS IDEAL (4)

Note: Timing is based on positional data

[ ] Indicates rank at the end of each section


-:--:-- No data available for this section

N/A Information not available

# Tabcorp Park Melton VIC - M-CLASS

## Race 2: MAX AGNEW MEMORIAL TROT - 2240m

20 August 2022 - 6:34PM



HARNESS RACING VICTORIA

RANK	TAB	Horse/ Driver	Top Speed (Km/h)	Fastest Section	First 50m	First 100m	First 200m	First Half	Middle Half	Last Half	Lead Time	1st Quarter	2nd Quarter	3rd Quarter	4th Quarter	Last Mile	Mile Rate	Distance Travelled	Gross Time/ Margin
					03.27	06.53	13.60	1:49.77	2:19.16	2:47.21	0:48.31	1:18.97 (0:30.66)	1:49.77 (0:30.80)	2:19.16 (0:29.39)	2:47.21 (0:28.06)				
1	5	SHEZA PLEASURE	60.10	0:28.06	03.27	06.53	13.60	1:01.46	1:00.19	0:57.45	0:48.30 [1]	1:18.97 [1] (0:30.66)	1:49.77 [1] (0:30.80)	2:19.16 [1] (0:29.39)	2:47.21 [1] (0:28.06)	1:58.91	2:00.14	0m	2:47.21
		Chris Alford	Lead	Q4			199m	806m	806m	806m	627m	403m	403m	404m	403m				
2	3	MY USED TO BE	57.43	0:28.00	03.43	06.93	14.28	1:01.62	0:59.81	0:57.10	0:48.57 [2]	1:19.51 [4] (0:30.92)	1:50.21 [4] (0:30.71)	2:19.31 [2] (0:29.10)	2:47.31 [2] (0:28.00)	1:58.72	2:00.21	+24m	1.37m
		Lisa Miles	Lead	Q4			200m	814m	815m	816m	633m	408m	407m	409m	408m				
3	2	ANDOVER SUN	58.63	0:27.96	03.38	06.73	14.02	1:01.48	1:00.11	0:57.33	0:48.63 [3]	1:19.37 [3] (0:30.73)	1:50.11 [3] (0:30.75)	2:19.47 [4] (0:29.36)	2:47.44 [3] (0:27.96)	1:58.80	2:00.30	+2m	3.03m
		John Caldwell	Lead	Q4			199m	807m	807m	807m	628m	405m	403m	405m	403m				
4	8	KYVALLEY FINN	57.27	0:27.75	03.74	07.21	14.39	1:01.48	1:00.16	0:57.18	0:48.96 [5]	1:19.71 [5] (0:30.75)	1:50.44 [5] (0:30.73)	2:19.87 [6] (0:29.43)	2:47.63 [4] (0:27.75)	1:58.66	2:00.43	+2m	5.61m
		Chris Svanosio	Lead	Q4			199m	806m	808m	808m	628m	403m	403m	405m	403m				
5	9	MAJESTIC CHICK NZ	55.65	0:28.63	03.95	07.52	14.87	1:01.63	0:59.95	0:57.86	0:48.88 [4]	1:19.79 [6] (0:30.91)	1:50.51 [6] (0:30.72)	2:19.74 [5] (0:29.23)	2:48.37 [5] (0:28.63)	1:59.49	2:00.97	+27m	15.50m
		Josh Dickie	Lead	Q4			199m	815m	816m	819m	632m	409m	407m	410m	410m				
6	6	MADEAKILLIN NZ	56.92	0:28.60	03.52	07.09	14.57	1:01.47	1:00.14	0:58.04	0:49.27 [8]	1:20.04 [7] (0:30.77)	1:50.74 [7] (0:30.70)	2:20.18 [8] (0:29.44)	2:48.78 [6] (0:28.60)	1:59.51	2:01.26	+6m	21.03m
		Greg Sugars	Lead	Q4			201m	806m	807m	808m	631m	405m	403m	405m	403m				
7	10	ICICLE	55.00	0:28.79	04.01	07.70	15.14	1:01.47	0:59.97	0:58.10	0:49.57 [10]	1:20.37 [10] (0:30.79)	1:51.06 [9] (0:30.68)	2:20.35 [10] (0:29.30)	2:49.15 [7] (0:28.79)	1:59.56	2:01.52	+11m	25.83m
		Jackie Barker	Lead	Q4			200m	807m	812m	816m	628m	404m	404m	409m	408m				

Note: Timing is based on positional data

[ ] Indicates rank at the end of each section

-:--:- No data available for this section

N/A Information not available

# Tabcorp Park Melton VIC - M-CLASS

## Race 2: MAX AGNEW MEMORIAL TROT - 2240m

20 August 2022 - 6:34PM



HARNESS RACING VICTORIA

RANK	TAB	Horse/Driver	Top Speed (Km/h)	Fastest Section	First 50m	First 100m	First 200m	First Half	Middle Half	Last Half	Lead Time	1st Quarter	2nd Quarter	3rd Quarter	4th Quarter	Last Mile	Mile Rate	Distance Travelled	Gross Time/Margin
					03.27	06.53	13.60	1:49.77	2:19.16	2:47.21	0:48.31	1:18.97 (0:30.66)	1:49.77 (0:30.80)	2:19.16 (0:29.39)	2:47.21 (0:28.06)				
8	4	BEAU GARCON	56.17	0:29.48	03.67	07.24	14.95	1:01.62	1:00.22	0:59.66	0:49.20 [7]	1:20.08 [8]	1:50.82 [8]	2:20.30 [9]	2:50.48 [8]	2:01.28	2:02.48	+20m	43.81m
		Shannon O'Sullivan	Lead	Q3			201m	815m	814m	811m	634m	409m	407m	408m	404m				
9	1	VALLEY STAR NZ	57.66	0:29.49	03.39	06.99	15.37	1:00.78	1:00.19	1:01.06	0:49.12 [6]	1:19.19 [2]	1:49.90 [2]	2:19.38 [3]	2:50.95 [9]	2:01.83	2:02.82	+21m	49.79m
		Kate Gath	Lead	Q3			197m	820m	815m	813m	627m	413m	408m	408m	406m				
10	7	LUCINDA MAC	55.80	0:28.92	03.57	07.21	15.01	1:01.61	0:59.69	1:01.04	0:49.50 [9]	1:20.36 [9]	1:51.12 [10]	2:20.04 [7]	2:52.16 [10]	2:02.65	2:03.69	+29m	66.02m
		Kerryn Manning	Lead	Q3			202m	815m	815m	815m	638m	409m	407m	410m	407m				

Note: Timing is based on positional data

[ ] Indicates rank at the end of each section

-:--:-- No data available for this section

N/A Information not available

# Tabcorp Park Melton VIC - M-CLASS

## Race 3: TAB VICBRED CHAMPIONSHIP (HEAT) - 2240m

20 August 2022 - 7:04PM



HARNESS RACING VICTORIA


RANK	TAB	Horse/ Driver	Top Speed (Km/h)	Fastest Section	First 50m	First 100m	First 200m	First Half	Middle Half	Last Half	Lead Time	1st Quarter	2nd Quarter	3rd Quarter	4th Quarter	Last Mile	Mile Rate	Distance Travelled	Gross Time/ Margin
												1:15.79 (0:31.07)	1:45.42 (0:29.63)	2:13.06 (0:27.64)	2:40.86 (0:27.80)				
1	3	GIVEITATRY	60.95	0:27.67	03.26	06.45	12.92	1:00.69	0:57.40	0:55.44	0:44.72 [1]	1:15.79 [1]	1:45.42 [1]	2:13.18 [2]	2:40.86 [1]	1:56.13	1:55.56	0m	2:40.86
		Chris Lang	Lead	Q4			199m	805m	806m	807m	626m	404m	402m	405m	404m				
2	8	CATCH A WAVE	56.98	0:26.86	03.94	07.48	14.66	0:59.88	0:55.96	0:54.55	0:46.47 [11]	1:17.26 [10]	1:46.35 [8]	2:13.21 [3]	2:40.90 [2]	1:54.42	1:55.60	+30m	0.54m
		Kate Gath	Lead	Q3			200m	817m	817m	818m	633m	410m	408m	410m	409m				
3	1	SASSYOLA	59.57	0:27.75	03.23	06.51	13.28	1:00.64	0:57.37	0:55.61	0:45.07 [2]	1:16.08 [2]	1:45.71 [3]	2:13.46 [4]	2:41.32 [3]	1:56.25	1:55.90	0m	6.30m
		Jackie Barker	Lead	Q3			198m	805m	806m	807m	626m	404m	402m	405m	403m				
4	10	OZZIE PLAYBOY	58.92	0:27.34	03.71	07.12	13.90	1:00.62	0:57.34	0:55.07	0:45.64 [6]	1:16.68 [7]	1:46.27 [7]	2:14.01 [9]	2:41.35 [4]	1:55.70	1:55.92	+2m	6.65m
		Jack Laugher	Lead	Q4			198m	805m	806m	807m	627m	403m	403m	404m	405m				
5	9	HUGO ROCKS	60.31	0:27.65	03.56	06.80	13.59	1:00.62	0:57.36	0:55.40	0:45.36 [4]	1:16.37 [4]	1:45.99 [5]	2:13.73 [6]	2:41.38 [5]	1:56.01	1:55.95	0m	7.11m
		James Herbertson	Lead	Q4			198m	804m	806m	807m	626m	403m	402m	405m	403m				
6	11	ARGGGHHH	61.15	0:27.20	03.49	06.68	13.47	1:00.28	0:56.67	0:55.73	0:45.56 [5]	1:16.39 [5]	1:45.86 [4]	2:13.06 [1]	2:41.59 [6]	1:56.02	1:56.10	+21m	9.76m
		David Miles	Lead	Q3			201m	814m	813m	812m	633m	409m	406m	408m	405m				
7	5	BARRETT	56.92	0:27.45	03.54	07.13	14.26	1:00.62	0:57.33	0:55.16	0:45.93 [8]	1:16.97 [9]	1:46.56 [10]	2:14.28 [10]	2:41.73 [7]	1:55.80	1:56.20	+2m	11.79m
		Nathan Jack	Lead	Q4			200m	805m	806m	807m	629m	403m	403m	404m	404m				

Note: Timing is based on positional data

[ ] Indicates rank at the end of each section

-:--:- No data available for this section

N/A Information not available



# Tabcorp Park Melton VIC - M-CLASS

## Race 3: TAB VICBRED CHAMPIONSHIP (HEAT) - 2240m

20 August 2022 - 7:04PM



HARNESS RACING VICTORIA

RANK	TAB	Horse/ Driver	Top Speed (Km/h)	Fastest Section	First 50m	First 100m	First 200m	First Half	Middle Half	Last Half	Lead Time	1st Quarter	2nd Quarter	3rd Quarter	4th Quarter	Last Mile	Mile Rate	Distance Travelled	Gross Time/ Margin
					03.16	06.37	12.92	1:45.42	2:13.06	2:40.86	0:44.72	1:15.79 (0:31.07)	1:45.42 (0:29.63)	2:13.06 (0:27.64)	2:40.86 (0:27.80)				
8	4	<b>BONNIE BELLE</b>	<b>61.06</b>	<b>0:27.94</b>	<b>03.16</b>	<b>06.37</b>	<b>13.14</b>	1:00.28	0:57.41	0:57.06	0:45.31 [3]	<b>1:16.12 [3]</b>	<b>1:45.59 [2]</b>	<b>2:13.54 [5]</b>	<b>2:42.65 [8]</b>	1:57.34	1:56.86	<b>+20m</b>	<b>24.18m</b>
		Allan McDonough	Lead	Q3			200m	814m	813m	813m	631m	408m	406m	408m	406m				
9	6	<b>KISSMELVIS</b>	<b>58.00</b>	<b>0:27.67</b>	<b>03.38</b>	<b>06.95</b>	<b>14.92</b>	1:00.42	0:57.09	0:56.28	0:46.26 [10]	<b>1:17.27 [11]</b>	<b>1:46.69 [11]</b>	<b>2:14.36 [11]</b>	<b>2:42.96 [9]</b>	1:56.70	1:57.08	<b>+14m</b>	<b>28.32m</b>
		Chris Alford	Lead	Q3			202m	806m	811m	814m	632m	403m	403m	408m	407m				
10	7	<b>IM SHADOW BOXER</b>	<b>58.46</b>	<b>0:27.63</b>	<b>03.33</b>	<b>06.75</b>	<b>14.10</b>	1:00.24	0:57.05	0:56.84	0:46.12 [9]	<b>1:16.94 [8]</b>	<b>1:46.36 [9]</b>	<b>2:14.00 [8]</b>	<b>2:43.21 [10]</b>	1:57.08	1:57.26	<b>+29m</b>	<b>31.65m</b>
		Michael Bellman	Lead	Q3			202m	815m	814m	817m	635m	410m	406m	409m	409m				
11	2	<b>CARLOAD</b>	<b>57.63</b>	<b>0:27.76</b>	<b>03.46</b>	<b>06.92</b>	<b>13.73</b>	1:00.27	0:57.20	0:57.67	0:45.85 [7]	<b>1:16.67 [6]</b>	<b>1:46.12 [6]</b>	<b>2:13.88 [7]</b>	<b>2:43.79 [11]</b>	1:57.93	1:57.67	<b>+22m</b>	<b>39.08m</b>
		Ellen Tormey	Lead	Q3			201m	814m	813m	814m	634m	409m	406m	408m	406m				

Note: Timing is based on positional data

[ ] Indicates rank at the end of each section

-:--:-- No data available for this section

N/A Information not available

# Tabcorp Park Melton VIC - M-CLASS

Race 4: APG VIC GOLD SOVEREIGN (3YO FILLIES) FINAL (GROUP 3) - 1720m

20 August 2022 - 7:32PM



HARNESS RACING VICTORIA

RANK	TAB	Horse/ Driver	Top Speed (Km/h)	Fastest Section	First 50m	First 100m	First 200m	First Half	Middle Half	Last Half	Lead Time	1st Quarter	2nd Quarter	3rd Quarter	4th Quarter	Last Mile	Mile Rate	Distance Travelled	Gross Time/ Margin
					03.09	06.24	13.03	1:05.98	1:34.79	2:04.27	0:06.90	0:35.81 (0:28.91)	1:05.98 (0:30.17)	1:34.79 (0:28.81)	2:04.27 (0:29.48)				
1	3	OUR LITTLE JET	59.89	0:28.73	03.36	06.60	13.37	0:58.78	0:58.79	0:58.22	0:07.27 [4]	0:36.00 [2]	1:06.05 [2]	1:34.79 [1]	2:04.27 [1]	1:57.00	1:56.28	+17m	2:04.27
		Kate Gath	Lead	Q1			200m	820m	813m	808m	109m	412m	408m	406m	403m				
2	6	LARVOTTO BEACH	56.95	0:28.73	03.39	06.88	14.20	0:58.97	0:58.65	0:57.70	0:07.63 [6]	0:36.92 [6]	1:06.61 [5]	1:35.56 [4]	2:04.30 [2]	1:56.67	1:56.31	+21m	0.39m
		Connor Clarke	Lead	Q4			201m	816m	814m	815m	111m	410m	407m	409m	408m				
3	5	BETTOR BREEZE ON	58.45	0:29.09	03.28	06.64	13.79	0:59.28	0:59.47	0:59.28	0:07.36 [5]	0:36.45 [5]	1:06.65 [6]	1:35.93 [6]	2:05.92 [3]	1:58.56	1:57.82	+11m	21.89m
		Michael Cole	Lead	Q1			201m	808m	808m	814m	110m	405m	403m	406m	409m				
4	2	CHAMPIONNE	59.97	0:29.02	03.22	06.46	13.28	0:59.23	0:59.63	0:59.71	0:07.11 [3]	0:36.13 [3]	1:06.34 [4]	1:35.76 [5]	2:06.05 [4]	1:58.94	1:57.94	+8m	23.83m
		James Herbertson	Q1	Q1			200m	809m	807m	810m	109m	406m	404m	404m	407m				
5	4	LOCHINVAR CHARM	61.56	0:28.99	03.09	06.24	13.03	0:59.44	0:58.90	1:01.04	0:06.89 [1]	0:36.44 [4]	1:06.33 [3]	1:35.33 [2]	2:07.37 [5]	2:00.48	1:59.18	+18m	41.09m
		Cody Crossland	Lead	Q3			201m	817m	814m	812m	110m	410m	408m	407m	405m				
6	1	JUST MIKI	60.73	0:28.73	03.21	06.41	12.92	0:58.90	0:59.61	1:01.62	0:07.08 [2]	0:35.81 [1]	1:05.98 [1]	1:35.42 [3]	2:07.61 [6]	2:00.53	1:59.40	+1m	44.20m
		Greg Sugars	Lead	Q1			198m	807m	808m	806m	109m	404m	404m	405m	402m				

Note: Timing is based on positional data

[ ] Indicates rank at the end of each section

-:--:- No data available for this section

N/A Information not available



# Tabcorp Park Melton VIC - M-CLASS

## Race 5: ROB GAYLARD MEMORIAL PACE - 2240m

20 August 2022 - 8:03PM



HARNESS RACING VICTORIA

RANK	TAB	Horse/ Driver	Top Speed (Km/h)	Fastest Section	First 50m	First 100m	First 200m	First Half	Middle Half	Last Half	Lead Time	1st Quarter	2nd Quarter	3rd Quarter	4th Quarter	Last Mile	Mile Rate	Distance Travelled	Gross Time/ Margin
					03.11	06.22	12.65	1:45.13	2:13.35	2:41.52	0:44.65	1:14.98 (0:30.34)	1:45.13 (0:30.15)	2:13.35 (0:28.22)	2:41.52 (0:28.17)				
1	8	BLITZERN	56.87	0:28.16	03.88	07.31	14.31	1:00.41	0:58.28	0:56.34	0:44.76 [2]	1:15.06 [2]	1:45.17 [2]	2:13.35 [1]	2:41.52 [1]	1:56.75	1:56.04	+20m	2:41.52
		Allan McDonough	Lead	Q4			200m	814m	812m	809m	635m	409m	406m	407m	404m				
2	5	SOEXTRA	60.00	0:28.11	03.23	06.49	13.28	1:00.44	0:58.17	0:56.27	0:45.22 [5]	1:15.66 [6]	1:45.66 [5]	2:13.83 [4]	2:41.94 [2]	1:56.71	1:56.34	+30m	5.28m
		Chris Lang	Lead	Q4			201m	816m	816m	817m	634m	409m	408m	409m	410m				
3	7	LOVE INA CHEVY NZ	58.29	0:27.91	03.50	06.91	14.37	0:59.90	0:57.76	0:56.09	0:45.94 [9]	1:16.28 [9]	1:45.84 [7]	2:14.03 [5]	2:41.94 [3]	1:55.99	1:56.35	+24m	5.46m
		Jackie Barker	Lead	Q4			203m	814m	813m	812m	637m	408m	407m	407m	406m				
4	6	KOSIMO	57.92	0:27.68	03.49	06.85	14.07	1:00.31	0:58.42	0:55.96	0:45.69 [8]	1:15.88 [7]	1:46.01 [9]	2:14.30 [8]	2:41.97 [4]	1:56.27	1:56.37	+10m	6.06m
		Daryl Douglas	Lead	Q4			201m	805m	808m	813m	630m	404m	403m	406m	408m				
5	4	RICK REILLY NZ	59.95	0:27.92	03.21	06.50	13.40	1:00.48	0:58.74	0:56.52	0:45.24 [6]	1:15.57 [5]	1:45.72 [6]	2:14.33 [9]	2:42.24 [5]	1:57.00	1:56.56	+4m	9.87m
		Ellen Rixon	Lead	Q4			200m	804m	806m	808m	630m	403m	402m	405m	404m				
6	3	ART OF SHENG LI	61.90	0:28.19	03.11	06.22	12.65	1:00.54	0:58.28	0:57.20	0:44.88 [3]	1:15.34 [4]	1:45.43 [4]	2:13.62 [3]	2:42.64 [6]	1:57.75	1:56.85	+21m	14.87m
		Ryan Sanderson	Lead	Q3			201m	814m	812m	813m	634m	409m	405m	407m	407m				
7	1	ALLSHOOKUP	60.96	0:28.48	03.14	06.31	12.74	1:00.49	0:58.64	0:58.68	0:44.64 [1]	1:14.98 [1]	1:45.13 [1]	2:13.62 [2]	2:43.82 [7]	1:59.17	1:57.69	+1m	30.62m
		Michelle Phillips	Lead	Q3			200m	805m	805m	807m	629m	403m	403m	404m	404m				

Note: Timing is based on positional data

[ ] Indicates rank at the end of each section

-:--:- No data available for this section

N/A Information not available





# Tabcorp Park Melton VIC - M-CLASS

## Race 5: ROB GAYLARD MEMORIAL PACE - 2240m

20 August 2022 - 8:03PM



HARNESS RACING VICTORIA

RANK	TAB	Horse/ Driver	Top Speed (Km/h)	Fastest Section	First 50m	First 100m	First 200m	First Half	Middle Half	Last Half	Lead Time	1st Quarter	2nd Quarter	3rd Quarter	4th Quarter	Last Mile	Mile Rate	Distance Travelled	Gross Time/ Margin
					03.11	06.22	12.65	1:45.13	2:13.35	2:41.52	0:44.65	1:14.98 (0:30.34)	1:45.13 (0:30.15)	2:13.35 (0:28.22)	2:41.52 (0:28.17)				
8	2	<b>MAJOR MANBAR</b>	<b>59.32</b>	<b>0:28.62</b>	03.33	06.56	13.12	1:00.51	0:58.77	0:58.44	0:44.92 [4]	1:15.28 [3]	1:45.43 [3]	2:14.06 [6]	2:43.88 [8]	1:58.95	1:57.74	0m	31.39m
		Ross Graham	Lead	Q3			199m	806m	806m	805m	627m	404m	403m	403m	403m				
9	9	<b>SANDAY</b>	<b>58.47</b>	<b>0:28.32</b>	03.71	06.99	13.75	1:00.35	0:58.30	0:58.02	0:45.60 [7]	1:15.96 [8]	1:45.95 [8]	2:14.27 [7]	2:43.97 [9]	1:58.37	1:57.81	+31m	32.55m
		Kate Gath	Lead	Q3			201m	819m	818m	818m	633m	410m	410m	410m	409m				


Note: Timing is based on positional data

[ ] Indicates rank at the end of each section

-:--:-- No data available for this section

N/A Information not available

# Tabcorp Park Melton VIC - M-CLASS



## Race 6: APG VIC GOLD SOVEREIGN (3YO COLTS & GELDINGS) FINAL (GROUP 3) - 1720m



20 August 2022 - 8:34PM

HARNESS RACING VICTORIA

RANK	TAB	Horse/ Driver	Top Speed (Km/h)	Fastest Section	First 50m	First 100m	First 200m	First Half	Middle Half	Last Half	Lead Time	1st Quarter	2nd Quarter	3rd Quarter	4th Quarter	Last Mile	Mile Rate	Distance Travelled	Gross Time/ Margin
					03.17	06.41	13.25	1:06.91	1:35.66	2:02.71	0:07.09	0:36.52 (0:29.43)	1:06.91 (0:30.40)	1:35.66 (0:28.74)	2:02.71 (0:27.05)				
1	2	INTEREST FREE	59.97	0:27.05	03.17	06.41	13.25	0:59.82	0:59.14	0:55.79	0:07.09 [1]	0:36.52 [1]	1:06.91 [1]	1:35.66 [1]	2:02.71 [1]	1:55.61	1:54.81	+2m	2:02.71
		Daryl Douglas	Lead	Q4			200m	807m	806m	807m	109m	405m	403m	404m	404m				
2	1	BRUTALLY HANDSOME	59.69	0:26.97	03.17	06.49	13.55	1:00.01	0:59.12	0:55.69	0:07.20 [2]	0:36.82 [2]	1:07.21 [3]	1:35.94 [3]	2:02.90 [2]	1:55.70	1:55.00	+2m	2.64m
		Greg Sugars	Lead	Q4			200m	806m	806m	806m	111m	403m	403m	404m	403m				
3	11	KHAFAJI	57.26	0:27.27	03.82	07.20	14.34	0:59.15	0:58.73	0:56.00	0:07.90 [10]	0:37.06 [4]	1:07.06 [2]	1:35.78 [2]	2:03.06 [3]	1:55.15	1:55.14	+20m	4.75m
		Nathan Jack	Lead	Q4			201m	817m	814m	813m	111m	411m	407m	407m	406m				
4	8	BEACH VILLA	59.79	0:27.15	03.48	06.76	13.85	1:00.06	0:59.11	0:55.86	0:07.44 [6]	0:37.10 [5]	1:07.50 [5]	1:36.21 [5]	2:03.37 [4]	1:55.92	1:55.43	+1m	8.80m
		Kate Gath	Lead	Q4			200m	806m	806m	806m	110m	404m	403m	404m	403m				
5	7	JAWSOFLINCOLN	59.01	0:27.38	03.23	06.54	13.40	1:00.16	0:59.23	0:56.09	0:07.21 [3]	0:36.87 [3]	1:07.38 [4]	1:36.09 [4]	2:03.47 [5]	1:56.26	1:55.53	+23m	10.16m
		James Herbertson	Q1	Q4			203m	818m	813m	815m	110m	412m	407m	408m	408m				
6	5	NINETEENTH MAN	58.85	0:27.13	03.28	06.64	13.38	1:00.37	0:59.22	0:55.81	0:07.31 [5]	0:37.14 [6]	1:07.68 [6]	1:36.37 [6]	2:03.49 [6]	1:56.18	1:55.55	+19m	10.74m
		Jack Laugher	Q1	Q4			202m	815m	814m	814m	111m	410m	406m	408m	407m				
7	10	BANKSOFTHEMURRAY	57.43	0:27.02	03.75	07.13	14.20	1:00.00	0:59.14	0:55.75	0:07.80 [9]	0:37.38 [7]	1:07.80 [7]	1:36.52 [7]	2:03.55 [7]	1:55.75	1:55.60	+1m	11.39m
		Leigh Sutton	Q1	Q4			200m	805m	807m	806m	110m	402m	404m	404m	403m				

Note: Timing is based on positional data

[ ] Indicates rank at the end of each section

-:--:- No data available for this section

N/A Information not available

# Tabcorp Park Melton VIC - M-CLASS



## Race 6: APG VIC GOLD SOVEREIGN (3YO COLTS & GELDINGS) FINAL (GROUP 3) - 1720m



20 August 2022 - 8:34PM

HARNESS RACING VICTORIA

RANK	TAB	Horse/ Driver	Top Speed (Km/h)	Fastest Section	First 50m	First 100m	First 200m	First Half	Middle Half	Last Half	Lead Time	1st Quarter	2nd Quarter	3rd Quarter	4th Quarter	Last Mile	Mile Rate	Distance Travelled	Gross Time/ Margin
					03.17	06.41	13.25	1:06.91	1:35.66	2:02.71	0:07.09	0:36.52 (0:29.43)	1:06.91 (0:30.40)	1:35.66 (0:28.74)	2:02.71 (0:27.05)				
8	3	<b>BIG BAD OSSIE</b>	57.77	0:26.73	03.50	06.86	13.98	1:00.71	0:59.15	0:55.35	0:07.57 [8]	0:37.77 [10]	1:08.30 [10]	1:36.91 [10]	2:03.65 [8]	1:56.06	1:55.69	+20m	12.55m
		Rebecca Bartley	Lead	Q4			199m	816m	815m	815m	109m	409m	408m	408m	408m				
9	4	<b>MACH ASSASSIN</b>	59.31	0:27.26	03.19	06.57	13.65	1:00.71	0:59.17	0:55.89	0:07.27 [4]	0:37.44 [8]	1:07.98 [8]	1:36.62 [8]	2:03.88 [9]	1:56.60	1:55.91	+20m	15.62m
		John Caldwell	Lead	Q4			201m	815m	815m	816m	109m	409m	406m	409m	408m				
10	6	<b>OOGA CHAKA</b>	57.47	0:27.07	03.26	06.79	14.56	1:00.56	0:59.07	0:55.76	0:07.56 [7]	0:37.74 [9]	1:08.12 [9]	1:36.81 [9]	2:03.89 [10]	1:56.32	1:55.91	+9m	15.80m
		Rodney Lakey	Lead	Q4			202m	812m	807m	808m	109m	409m	403m	405m	404m				

Scratched: BARRA MAC (9)

Note: Timing is based on positional data

[ ] Indicates rank at the end of each section

-:--:-- No data available for this section

N/A Information not available

# Tabcorp Park Melton VIC - M-CLASS

## Race 7: HIGHLANDS MY LIGHTNING BLUE FREE FOR ALL - 1720m

20 August 2022 - 9:06PM



HARNESS RACING VICTORIA

RANK	TAB	Horse/ Driver	Top Speed (Km/h)	Fastest Section	First 50m	First 100m	First 200m	First Half	Middle Half	Last Half	Lead Time	1st Quarter	2nd Quarter	3rd Quarter	4th Quarter	Last Mile	Mile Rate	Distance Travelled	Gross Time/ Margin
					03.20	06.45	13.07	1:03.37	1:30.99	1:59.33	0:06.59	0:35.20 (0:28.62)	1:03.37 (0:28.16)	1:30.99 (0:27.62)	1:59.33 (0:28.34)				
1	6	<b>TORRID SAINT</b>	<b>64.49</b>	<b>0:27.62</b>	<b>02.95</b>	<b>05.95</b>	<b>12.51</b>	0:56.78	0:55.78	0:55.96	0:06.57 [1]	<b>0:35.20 [1]</b>	<b>1:03.37 [1]</b>	<b>1:30.99 [1]</b>	<b>1:59.33 [1]</b>	1:52.75	1:51.65	<b>+2m</b>	<b>1:59.33</b>
		Jack Laugher	Lead	Q3				199m	805m	807m	807m	109m	404m	402m	406m				
2	11	<b>LOCHINVAR ART</b>	<b>58.27</b>	<b>0:27.57</b>	<b>03.72</b>	<b>07.06</b>	<b>13.91</b>	0:55.81	0:55.25	0:55.99	0:07.73 [9]	<b>0:35.97 [6]</b>	<b>1:03.55 [2]</b>	<b>1:31.22 [2]</b>	<b>1:59.54 [2]</b>	1:51.80	1:51.84	<b>+17m</b>	<b>2.88m</b>
		Nathan Jack	Q1	Q2				200m	817m	816m	811m	109m	409m	409m	408m				
3	7	<b>TANGO TARA NZ</b>	<b>59.52</b>	<b>0:27.40</b>	<b>03.23</b>	<b>06.54</b>	<b>13.74</b>	0:57.21	0:55.87	0:55.11	0:07.25 [5]	<b>0:36.30 [8]</b>	<b>1:04.47 [8]</b>	<b>1:32.18 [8]</b>	<b>1:59.57 [3]</b>	1:52.33	1:51.89	<b>+25m</b>	<b>3.49m</b>
		Kate Gath	Lead	Q4				201m	818m	815m	818m	109m	413m	406m	409m				
4	2	<b>BERNIE WINKLE NZ</b>	<b>59.79</b>	<b>0:27.80</b>	<b>03.20</b>	<b>06.45</b>	<b>13.07</b>	0:56.80	0:55.96	0:56.09	0:07.10 [4]	<b>0:35.76 [5]</b>	<b>1:03.91 [5]</b>	<b>1:31.71 [5]</b>	<b>2:00.00 [4]</b>	1:52.90	1:52.28	<b>+2m</b>	<b>9.33m</b>
		Ellen Tormey	Lead	Q3				200m	806m	807m	806m	110m	403m	404m	404m				
5	4	<b>RACKEMUP TIGERPIE</b>	<b>58.76</b>	<b>0:27.74</b>	<b>03.36</b>	<b>06.67</b>	<b>13.51</b>	0:56.81	0:56.16	0:55.95	0:07.36 [6]	<b>0:35.76 [4]</b>	<b>1:04.17 [6]</b>	<b>1:31.92 [6]</b>	<b>2:00.13 [5]</b>	1:52.76	1:52.40	<b>+19m</b>	<b>10.82m</b>
		Michael Stanley	Lead	Q3				200m	815m	814m	815m	109m	409m	407m	409m				
6	3	<b>BONCEL BENJAMIN</b>	<b>62.07</b>	<b>0:27.82</b>	<b>03.04</b>	<b>06.16</b>	<b>12.76</b>	0:56.84	0:55.99	0:56.56	0:06.80 [2]	<b>0:35.48 [3]</b>	<b>1:03.64 [3]</b>	<b>1:31.46 [3]</b>	<b>2:00.21 [6]</b>	1:53.40	1:52.47	<b>+1m</b>	<b>11.86m</b>
		Leigh Sutton	Lead	Q3				198m	805m	805m	806m	109m	404m	402m	404m				
7	9	<b>MIGHTY FLYING ART NZ</b>	<b>58.07</b>	<b>0:27.74</b>	<b>03.67</b>	<b>07.03</b>	<b>13.80</b>	0:56.84	0:55.89	0:55.74	0:07.69 [8]	<b>0:36.39 [9]</b>	<b>1:04.54 [9]</b>	<b>1:32.27 [9]</b>	<b>2:00.27 [7]</b>	1:52.57	1:52.54	<b>+4m</b>	<b>12.79m</b>
		Daryl Douglas	Lead	Q3				200m	806m	808m	808m	111m	404m	403m	405m				

Note: Timing is based on positional data

[ ] Indicates rank at the end of each section

-:--:- No data available for this section

N/A Information not available

# Tabcorp Park Melton VIC - M-CLASS

Race 7: HIGHLANDS MY LIGHTNING BLUE FREE FOR ALL - 1720m

20 August 2022 - 9:06PM



HARNESS RACING VICTORIA

RANK	TAB	Horse/Driver	Top Speed (Km/h)	Fastest Section	First 50m	First 100m	First 200m	First Half	Middle Half	Last Half	Lead Time	1st Quarter	2nd Quarter	3rd Quarter	4th Quarter	Last Mile	Mile Rate	Distance Travelled	Gross Time/Margin
					03.20	06.45	13.07	1:03.37	1:30.99	1:59.33	0:06.59	0:35.20 (0:28.62)	1:03.37 (0:28.16)	1:30.99 (0:27.62)	1:59.33 (0:28.34)				
8	8	OZZIE BATTLER	60.14	0:27.80	03.45	06.70	13.39	0:56.81	0:55.95	0:56.47	0:07.37 [7]	0:36.04 [7]	1:04.18 [7]	1:31.98 [7]	2:00.65 [8]	1:53.27	1:52.88	+5m	17.85m
		Default Jockey 2	Lead	Q3			201m	806m	808m	808m	111m	403m	404m	404m	405m				
9	5	REACTOR NOW	61.01	0:27.76	03.10	06.31	13.05	0:56.87	0:56.18	0:56.83	0:06.98 [3]	0:35.43 [2]	1:03.85 [4]	1:31.61 [4]	2:00.69 [9]	1:53.71	1:52.92	+18m	18.08m
		Chris Alford	Lead	Q3			199m	814m	814m	813m	109m	408m	407m	408m	406m				

Scratched: YORKSHIRE NZ (1), SUPREME DOMINATOR NZ (10)

Note: Timing is based on positional data

[ ] Indicates rank at the end of each section

-:--:-- No data available for this section

N/A Information not available

# Tabcorp Park Melton VIC - M-CLASS

## Race 8: HIP POCKET COULTER CROWN (GROUP 3) - 2760m

20 August 2022 - 9:39PM



HARNESS RACING VICTORIA

RANK	TAB	Horse/ Driver	Top Speed (Km/h)	Fastest Section	First 50m	First 100m	First 200m	First Half	Middle Half	Last Half	Lead Time	1st Quarter	2nd Quarter	3rd Quarter	4th Quarter	Last Mile	Mile Rate	Distance Travelled	Gross Time/ Margin
												2:00.52 (0:30.99)	2:31.28 (0:30.77)	3:01.01 (0:29.72)	3:30.20 (0:29.19)				
1	8	BRANDLO PRINCE	53.27	0:28.22	06.70	10.55	18.04	1:01.64	1:00.24	0:57.77	1:30.78 [8]	2:01.73 [8]	2:32.42 [8]	3:01.98 [9]	3:30.20 [1]	1:59.41	2:02.56	+34m	3:30.20
		Ross Payne	Q4	Q4			201m	815m	814m	817m	1160m	410m	407m	408m	410m				
2	3	BALTICA NZ	52.08	0:28.94	05.91	09.85	17.40	1:01.76	1:00.46	0:58.63	1:29.84 [2]	2:00.84 [2]	2:31.60 [3]	3:01.28 [3]	3:30.23 [2]	2:00.39	2:02.59	0m	0.59m
		Emmett Brosnan	Lead	Q4			199m	803m	805m	807m	1148m	403m	401m	404m	403m				
3	9	ALDEBARAN ZEUS	52.80	0:28.74	06.79	10.78	18.38	1:01.68	0:59.57	0:57.63	1:31.07 [10]	2:02.06 [10]	2:32.75 [10]	3:01.65 [6]	3:30.39 [3]	1:59.32	2:02.68	+33m	2.71m
		Chris Alford	Q4	Q4			200m	814m	816m	818m	1158m	408m	407m	410m	409m				
4	5	POWDERKEG	53.55	0:28.71	06.28	10.50	18.60	1:01.74	1:00.38	0:58.33	1:30.46 [6]	2:01.47 [7]	2:32.21 [7]	3:01.84 [8]	3:30.54 [4]	2:00.08	2:02.77	+11m	4.44m
		Lisa Miles	Q4	Q4			202m	806m	807m	807m	1155m	404m	404m	404m	403m				
5	6	ZAREM	53.14	0:28.48	06.56	10.54	18.48	1:01.74	1:00.30	0:58.06	1:30.80 [9]	2:01.81 [9]	2:32.54 [9]	3:02.12 [10]	3:30.60 [5]	1:59.80	2:02.80	+19m	5.47m
		Jack Laugher	Q4	Q4			203m	805m	807m	810m	1161m	404m	403m	405m	406m				
6	10	ROBBIE ROYALE NZ	53.36	0:29.36	06.37	10.18	17.68	1:01.61	1:00.27	0:58.94	1:30.17 [5]	2:01.12 [4]	2:31.79 [4]	3:01.38 [4]	3:30.74 [6]	2:00.56	2:02.88	+33m	7.27m
		Daryl Douglas	Lead	Q4			200m	814m	813m	816m	1161m	409m	406m	408m	408m				
7	1	PEAKZ LUCK NZ	50.60	0:29.71	05.19	09.13	17.07	1:01.76	1:00.49	0:59.47	1:29.53 [1]	2:00.52 [1]	2:31.28 [1]	3:01.01 [1]	3:30.77 [7]	2:01.24	2:02.90	+2m	7.89m
		Kate Gath	Lead	Q3			200m	804m	806m	807m	1150m	403m	402m	405m	402m				

Note: Timing is based on positional data

[ ] Indicates rank at the end of each section

-:--:-- No data available for this section

N/A Information not available

# Tabcorp Park Melton VIC - M-CLASS

## Race 8: HIP POCKET COULTER CROWN (GROUP 3) - 2760m

20 August 2022 - 9:39PM



HARNESS RACING VICTORIA

RANK	TAB	Horse/Driver	Top Speed (Km/h)	Fastest Section	First 50m	First 100m	First 200m	First Half	Middle Half	Last Half	Lead Time	1st Quarter	2nd Quarter	3rd Quarter	4th Quarter	Last Mile	Mile Rate	Distance Travelled	Gross Time/Margin
					05.05	09.20	17.07	2:31.28	3:01.01	3:30.20	1:29.54	2:00.52 (0:30.99)	2:31.28 (0:30.77)	3:01.01 (0:29.72)	3:30.20 (0:29.19)				
8	7	WELL DEFINED NZ	53.46	0:29.21	06.56	10.37	17.76	1:01.77	1:00.44	0:58.88	1:30.14 [4]	2:01.15 [5]	2:31.91 [5]	3:01.57 [5]	3:30.79 [8]	2:00.64	2:02.91	+4m	7.99m
		Ellen Tormey	Lead	Q4			200m	806m	806m	806m	1149m	403m	403m	404m	404m				
9	2	WHOS THE MAN	51.35	0:29.21	05.05	09.20	17.33	1:01.64	1:00.24	0:58.76	1:30.47 [7]	2:01.42 [6]	2:32.11 [6]	3:01.67 [7]	3:30.88 [9]	2:00.41	2:02.96	+30m	9.00m
		Chris Svanosio	Q4	Q4			201m	815m	813m	813m	1159m	409m	407m	407m	407m				
10	4	KYVALLEY HOTSPUR NZ	50.69	0:29.65	05.99	10.11	18.09	1:01.61	1:00.33	0:59.99	1:29.90 [3]	2:00.84 [3]	2:31.51 [2]	3:01.17 [2]	3:31.51 [10]	2:01.60	2:03.33	+34m	17.37m
		Greg Sugars	Lead	Q3			202m	814m	813m	811m	1166m	408m	407m	407m	405m				

Note: Timing is based on positional data

[ ] Indicates rank at the end of each section

-:--:- No data available for this section

N/A Information not available



# Tabcorp Park Melton VIC - M-CLASS

Race 9: VHRC PACE - 1720m

20 August 2022 - 10:08PM



HARNESS RACING VICTORIA

RANK	TAB	Horse/ Driver	Top Speed (Km/h)	Fastest Section	First 50m	First 100m	First 200m	First Half	Middle Half	Last Half	Lead Time	1st Quarter	2nd Quarter	3rd Quarter	4th Quarter	Last Mile	Mile Rate	Distance Travelled	Gross Time/ Margin
					03.13	06.22	12.77	1:06.33	1:34.45	2:01.79	0:06.88	0:35.27 (0:28.39)	1:06.33 (0:31.07)	1:34.45 (0:28.12)	2:01.79 (0:27.33)				
1	2	<b>PULL THE OTHER LEG NZ</b>	<b>61.65</b>	<b>0:27.33</b>	<b>03.12</b>	<b>06.22</b>	<b>12.78</b>	0:59.46	0:59.19	0:55.45	0:06.87 [1]	<b>0:35.27 [1]</b>	<b>1:06.33 [1]</b>	<b>1:34.45 [1]</b>	<b>2:01.79 [1]</b>	1:54.91	1:53.95	<b>+4m</b>	<b>2:01.79</b>
		Kate Gath	Lead	Q4								200m	809m	805m	806m				
2	6	<b>OUR UNCLE JIM</b>	<b>60.62</b>	<b>0:27.78</b>	<b>03.13</b>	<b>06.33</b>	<b>12.98</b>	0:59.50	0:58.96	0:55.92	0:06.98 [3]	<b>0:35.66 [3]</b>	<b>1:06.48 [2]</b>	<b>1:34.63 [2]</b>	<b>2:02.40 [2]</b>	1:55.42	1:54.53	<b>+21m</b>	<b>8.21m</b>
		Codi Rauchenberger	Lead	Q4								202m	820m	<b>814m</b>	812m				
3	1	<b>KIVIK</b>	<b>61.43</b>	<b>0:28.08</b>	<b>03.14</b>	<b>06.27</b>	<b>12.77</b>	0:59.75	0:59.34	0:56.33	0:06.90 [2]	<b>0:35.56 [2]</b>	<b>1:06.66 [3]</b>	<b>1:34.90 [3]</b>	<b>2:02.98 [3]</b>	1:56.07	1:55.07	<b>+2m</b>	<b>15.92m</b>
		Jack Laugher	Lead	Q4								200m	805m	807m	807m				
4	10	<b>MONTANA FLASH</b>	<b>59.30</b>	<b>0:27.96</b>	<b>03.52</b>	<b>06.79</b>	<b>13.55</b>	0:59.75	0:59.32	0:56.22	0:07.47 [10]	<b>0:36.17 [6]</b>	<b>1:07.23 [7]</b>	<b>1:35.48 [7]</b>	<b>2:03.45 [4]</b>	1:55.97	1:55.51	<b>+5m</b>	<b>22.17m</b>
		James Herbertson	Lead	Q4								200m	807m	807m	809m				
5	8	<b>POCKET THEDEAL NZ</b>	<b>60.54</b>	<b>0:28.28</b>	<b>03.46</b>	<b>06.65</b>	<b>13.17</b>	0:59.63	0:59.34	0:56.72	0:07.31 [7]	<b>0:35.89 [4]</b>	<b>1:06.95 [5]</b>	<b>1:35.22 [5]</b>	<b>2:03.66 [5]</b>	1:56.35	1:55.71	<b>+1m</b>	<b>24.94m</b>
		Ellen Tormey	Lead	Q3								199m	805m	806m	806m				
6	3	<b>THE ROCKNROLL KING NZ</b>	<b>59.40</b>	<b>0:28.23</b>	<b>03.19</b>	<b>06.49</b>	<b>13.39</b>	0:59.85	0:59.05	0:56.81	0:07.17 [6]	<b>0:36.21 [7]</b>	<b>1:07.03 [6]</b>	<b>1:35.26 [6]</b>	<b>2:03.84 [6]</b>	1:56.67	1:55.88	<b>+20m</b>	<b>27.49m</b>
		Monique Burnett	Lead	Q3								202m	816m	813m	815m				
7	9	<b>SAMMYS IDEAL</b>	<b>61.42</b>	<b>0:28.24</b>	<b>03.38</b>	<b>06.53</b>	<b>13.06</b>	0:59.57	0:59.05	0:57.22	0:07.16 [5]	<b>0:35.93 [5]</b>	<b>1:06.75 [4]</b>	<b>1:34.98 [4]</b>	<b>2:03.96 [7]</b>	1:56.80	1:55.99	<b>+17m</b>	<b>29.20m</b>
		Ashleigh Markham	Q1	Q3								200m	815m	812m	813m				

Note: Timing is based on positional data

[ ] Indicates rank at the end of each section

-:--:-- No data available for this section

N/A Information not available

# Tabcorp Park Melton VIC - M-CLASS

Race 9: VHRC PACE - 1720m

20 August 2022 - 10:08PM



HARNESS RACING VICTORIA

RANK	TAB	Horse/ Driver	Top Speed (Km/h)	Fastest Section	First 50m	First 100m	First 200m	First Half	Middle Half	Last Half	Lead Time	1st Quarter	2nd Quarter	3rd Quarter	4th Quarter	Last Mile	Mile Rate	Distance Travelled	Gross Time/ Margin
					03.13	06.22	12.77	1:06.33	1:34.45	2:01.79	0:06.88	0:35.27 (0:28.39)	1:06.33 (0:31.07)	1:34.45 (0:28.12)	2:01.79 (0:27.33)				
8	7	<b>AMILLION PROMISES</b>	<b>58.56</b>	<b>0:28.20</b>	03.27	06.75	14.12	1:00.10	0:59.07	0:56.47	0:07.46 [9]	0:36.76 [9]	1:07.56 [9]	1:35.84 [9]	2:04.03 [8]	1:56.56	1:56.05	+9m	29.87m
		Daryl Douglas	Lead	Q4			202m	810m	808m	810m	109m	408m	403m	406m	405m				
9	4	<b>WONGA LAKE</b>	<b>60.20</b>	<b>0:28.25</b>	03.16	06.39	13.51	1:00.54	0:59.08	0:56.66	0:07.08 [4]	0:36.80 [10]	1:07.62 [10]	1:35.87 [10]	2:04.28 [9]	1:57.19	1:56.28	+24m	33.37m
		Shannon O'Sullivan	Lead	Q3			203m	820m	813m	816m	110m	414m	406m	408m	409m				
10	11	<b>GILTY BY THE BEACH</b>	<b>60.22</b>	<b>0:28.24</b>	03.49	06.78	13.78	0:59.85	0:59.06	0:57.25	0:07.46 [8]	0:36.49 [8]	1:07.31 [8]	1:35.55 [8]	2:04.56 [10]	1:57.10	1:56.55	+22m	37.03m
		Michael Bellman	Lead	Q3			200m	817m	814m	816m	109m	411m	407m	408m	408m				

Scratched: AMERICAN ALLI (5)

Note: Timing is based on positional data

[ ] Indicates rank at the end of each section

-:--:-- No data available for this section

N/A Information not available