

Tabcorp Park Melton VIC - M-CLASS

Race 1: DNR LOGISTICS TROT - 2240m

18 November 2022 - 5:37PM



HARNESS RACING VICTORIA

RANK	TAB	Horse/ Driver	Top Speed (Km/h)	Fastest Section	First 50m	First 100m	First 200m	First Half	Middle Half	Last Half	Lead Time	1st Quarter	2nd Quarter	3rd Quarter	4th Quarter	Last Mile	Mile Rate	Distance Travelled	Gross Time/ Margin
					03.54	06.95	14.18	1:52.22	2:20.92	2:48.53	0:47.50	1:20.20 (0:32.70)	1:04.80 (0:32.10)	1:00.70 (0:28.60)	0:56.20 (0:27.60)				
1	6	CHINESE WHISPER NZ	55.28	0:27.27	04.23	07.97	15.60	1:03.67	0:59.70	0:55.77	0:49.09 [5]	1:21.56 [5]	1:52.76 [4]	2:21.27 [4]	2:48.53 [1]	1:59.44	2:01.10	+14m	2:48.53
		Kate Gath	Q4	Q4			201m	810m	814m	816m	629m	404m	407m	408m	408m				
2	3	LOTAMUSCLE NZ	54.48	0:27.81	03.87	07.46	14.96	1:04.72	1:00.73	0:56.50	0:47.50 [1]	1:20.19 [1]	1:52.22 [1]	2:20.92 [1]	2:48.72 [2]	2:01.22	2:01.22	+9m	2.60m
		Matthew Craven	Lead	Q4			199m	808m	807m	807m	633m	405m	403m	405m	403m				
3	4	I AM PEGASUS	57.86	0:28.14	03.54	06.95	14.18	1:04.65	1:00.71	0:56.85	0:47.86 [2]	1:20.51 [2]	1:52.51 [3]	2:21.22 [3]	2:49.36 [3]	2:01.50	2:01.68	0m	11.20m
		James Herbertson	Lead	Q4			199m	808m	807m	806m	626m	405m	404m	404m	403m				
4	5	MAJESTICAL BELLE	56.55	0:28.54	03.72	07.17	14.59	1:02.98	0:59.10	0:57.28	0:49.46 [6]	1:21.89 [6]	1:52.45 [2]	2:20.99 [2]	2:49.72 [4]	2:00.26	2:01.94	+19m	15.90m
		Jack Laugher	Lead	Q3			202m	812m	815m	814m	633m	406m	407m	409m	405m				
5	1	SWISS MISS NZ	55.09	0:28.28	03.76	07.35	14.64	1:04.55	1:00.69	0:57.01	0:48.28 [3]	1:20.86 [3]	1:52.83 [5]	2:21.55 [5]	2:49.85 [5]	2:01.56	2:02.03	0m	17.60m
		Brad Chisholm	Lead	Q4			198m	806m	805m	806m	626m	404m	403m	404m	404m				
6	2	KYVALLEY CLICHY	53.18	0:28.18	03.97	07.72	15.15	1:04.49	1:00.51	0:56.74	0:48.65 [4]	1:21.20 [4]	1:53.15 [6]	2:21.70 [6]	2:49.88 [6]	2:01.23	2:02.05	+5m	18.20m
		Chris Alford	Q3	Q4			199m	807m	808m	811m	626m	405m	403m	407m	406m				

Note: Timing is based on positional data

[] Indicates rank at the end of each section

-:--:- No data available for this section

N/A Information not available

Tabcorp Park Melton VIC - M-CLASS

Race 2: BENSTUD STANDARDBREDS PACE - 1720m

18 November 2022 - 6:04PM



HARNESS RACING VICTORIA

RANK	TAB	Horse/ Driver	Top Speed (Km/h)	Fastest Section	First 50m	First 100m	First 200m	First Half	Middle Half	Last Half	Lead Time	1st Quarter	2nd Quarter	3rd Quarter	4th Quarter	Last Mile	Mile Rate	Distance Travelled	Gross Time/ Margin
					03.18	06.22	13.05	1:04.34	1:31.99	1:59.28	0:06.90	0:36.20 (0:29.30)	0:57.50 (0:28.20)	0:55.80 (0:27.60)	0:54.90 (0:27.30)				
1	5	FIDES	58.31	0:26.16	03.51	07.01	14.03	0:57.96	0:56.09	0:53.68	0:07.63 [7]	0:37.02 [7]	1:05.59 [8]	1:33.11 [8]	1:59.28 [1]	1:51.64	1:51.60	+8m	1:59.28
		Matthew Craven	Q4	Q4			199m	805m	805m	812m	109m	404m	402m	404m	409m				
2	6	KNIGHTS TEMPLAR	56.89	0:27.16	03.55	07.05	14.13	0:57.46	0:55.46	0:54.45	0:07.70 [8]	0:37.00 [6]	1:05.17 [5]	1:32.45 [4]	1:59.61 [3]	1:51.91	1:51.92	+19m	4.40m
		Chris Alford	Lead	Q4			200m	814m	812m	814m	109m	409m	406m	406m	409m				
3	4	HECTOR NZ	60.24	0:27.30	03.41	06.63	13.75	0:57.67	0:55.60	0:54.72	0:07.22 [4]	0:36.59 [4]	1:04.89 [4]	1:32.19 [2]	1:59.61 [2]	1:52.39	1:51.92	+18m	4.40m
		David Moran	Lead	Q3			202m	815m	813m	813m	109m	409m	406m	408m	406m				
4	8	ALLSHOOKUP	59.98	0:27.53	03.57	06.80	13.68	0:57.92	0:56.10	0:55.32	0:07.38 [5]	0:36.73 [5]	1:05.30 [6]	1:32.83 [7]	2:00.62 [4]	1:53.24	1:52.86	+2m	17.90m
		Nathan Jack	Lead	Q3			199m	803m	805m	807m	110m	402m	402m	404m	405m				
5	1	WOW YOU CAN DANCE	60.89	0:27.66	03.26	06.44	13.35	0:57.84	0:56.12	0:55.78	0:07.04 [2]	0:36.43 [3]	1:04.89 [3]	1:32.55 [5]	2:00.67 [5]	1:53.62	1:52.91	+2m	18.50m
		Tayla French	Lead	Q3			199m	805m	805m	807m	108m	403m	403m	403m	404m				
6	2	MAGIC MIKE NZ	59.71	0:27.65	03.41	06.63	13.43	0:57.12	0:55.79	0:56.34	0:07.22 [3]	0:36.21 [2]	1:04.34 [1]	1:31.99 [1]	2:00.68 [6]	1:53.45	1:52.92	+11m	18.60m
		Jack Laugher	Q1	Q3			200m	812m	809m	808m	109m	408m	405m	405m	404m				
7	3	MAJOR DELICO	63.02	0:27.68	03.18	06.22	13.05	0:57.81	0:56.17	0:56.28	0:06.90 [1]	0:36.12 [1]	1:04.61 [2]	1:32.28 [3]	2:00.89 [8]	1:54.10	1:53.11	0m	21.30m
		Rodney Petroff	Q1	Q3			200m	803m	805m	806m	110m	402m	402m	404m	403m				

Note: Timing is based on positional data

- [] Indicates rank at the end of each section
- :--:- No data available for this section
- N/A Information not available



Tabcorp Park Melton VIC - M-CLASS

Race 2: BENSTUD STANDARDBREDS PACE - 1720m

18 November 2022 - 6:04PM



HARNESS RACING VICTORIA

RANK	TAB	Horse/ Driver	Top Speed (Km/h)	Fastest Section	First 50m	First 100m	First 200m	First Half	Middle Half	Last Half	Lead Time	1st Quarter	2nd Quarter	3rd Quarter	4th Quarter	Last Mile	Mile Rate	Distance Travelled	Gross Time/ Margin
					03.18	06.22	13.05	1:04.34	1:31.99	1:59.28	0:06.90	0:36.20 (0:29.30)	0:57.50 (0:28.20)	0:55.80 (0:27.60)	0:54.90 (0:27.30)				
8	7	DUKE OF DUNDEE NZ Ellen Tormey	57.48	0:27.28	03.44	06.93	14.45	0:57.86	0:55.42	0:55.43	0:07.59 [6]	0:37.31 [8]	1:05.46 [7]	1:32.74 [6]	2:00.89 [7]	1:53.28	1:53.11	+21m	21.40m
			Lead	Q3			204m	815m	813m	814m	110m	411m	406m	408m	407m				

Note: Timing is based on positional data

[] Indicates rank at the end of each section

-:--:-- No data available for this section

N/A Information not available

Tabcorp Park Melton VIC - M-CLASS

Race 3: ALABAR BREEDERS CROWN GRADUATE CUP (GROUP 3) - 1720m

18 November 2022 - 6:32PM



HARNESS RACING VICTORIA

RANK	TAB	Horse/ Driver	Top Speed (Km/h)	Fastest Section	First 50m	First 100m	First 200m	First Half	Middle Half	Last Half	Lead Time	1st Quarter	2nd Quarter	3rd Quarter	4th Quarter	Last Mile	Mile Rate	Distance Travelled	Gross Time/ Margin
					03.18	06.31	12.80	1:04.39	1:33.37	2:01.06	0:07.00	0:34.70 (0:27.70)	0:57.40 (0:29.70)	0:58.70 (0:29.00)	0:56.70 (0:27.70)				
1	8	IDYLLIC	59.08	0:27.12	03.81	07.16	13.77	0:57.87	0:58.48	0:55.45	0:07.73 [8]	0:35.45 [7]	1:05.61 [7]	1:33.93 [7]	2:01.06 [1]	1:53.32	1:53.30	+20m	2:01.06
		Chris Alford	Q1	Q4			200m	813m	816m	818m	109m	407m	407m	409m	409m				
2	7	CLOUD NINE NZ	60.70	0:27.69	03.18	06.41	13.26	0:58.04	0:58.71	0:56.24	0:06.98 [3]	0:34.86 [3]	1:05.03 [4]	1:33.57 [2]	2:01.27 [2]	1:54.28	1:53.47	+30m	3.15m
		Mark Pitt	Lead	Q4			202m	821m	816m	819m	110m	415m	407m	410m	411m				
3	2	JILLIBY DYNAMITE	61.64	0:27.73	03.24	06.39	12.80	0:57.46	0:58.72	0:57.20	0:06.92 [2]	0:34.65 [1]	1:04.39 [1]	1:33.37 [1]	2:01.57 [3]	1:54.66	1:53.76	+2m	6.91m
		Jason Lee	Lead	Q1			201m	806m	807m	806m	110m	404m	403m	405m	403m				
4	4	IMNOPUMPKIN	57.29	0:27.74	03.51	07.06	14.06	0:57.40	0:58.47	0:56.57	0:07.67 [7]	0:35.43 [6]	1:05.07 [5]	1:33.91 [6]	2:01.64 [5]	1:53.97	1:53.82	+1m	7.83m
		Daryl Douglas	Lead	Q4			201m	805m	806m	806m	110m	403m	403m	404m	403m				
5	3	VILLACCI	58.63	0:27.44	03.40	06.72	13.53	0:58.60	0:58.40	0:55.72	0:07.31 [5]	0:35.81 [8]	1:05.92 [8]	1:34.21 [8]	2:01.64 [4]	1:54.32	1:53.82	+21m	7.87m
		Lisa Miles	Lead	Q4			201m	815m	813m	817m	110m	410m	406m	409m	409m				
6	1	MONSIEUR DELACOUR	60.89	0:27.94	03.26	06.45	13.10	0:57.68	0:58.70	0:57.16	0:06.99 [4]	0:34.93 [4]	1:04.67 [2]	1:33.64 [4]	2:01.83 [6]	1:54.84	1:53.99	0m	10.50m
		Connor Clarke	Q1	Q1			199m	804m	806m	806m	110m	402m	403m	403m	403m				
7	9	IM SHADOW BOXER	60.44	0:27.71	03.62	06.83	13.43	0:57.92	0:58.80	0:56.73	0:07.38 [6]	0:35.10 [5]	1:05.30 [6]	1:33.89 [5]	2:02.04 [7]	1:54.65	1:54.18	+15m	13.18m
		James Herbertson	Lead	Q1			200m	812m	813m	813m	110m	407m	406m	408m	406m				

Note: Timing is based on positional data

[] Indicates rank at the end of each section

-:--:- No data available for this section

N/A Information not available

Tabcorp Park Melton VIC - M-CLASS

Race 3: ALABAR BREEDERS CROWN GRADUATE CUP (GROUP 3) - 1720m

18 November 2022 - 6:32PM



HARNESS RACING VICTORIA

RANK	TAB	Horse/ Driver	Top Speed (Km/h)	Fastest Section	First 50m	First 100m	First 200m	First Half	Middle Half	Last Half	Lead Time	1st Quarter	2nd Quarter	3rd Quarter	4th Quarter	Last Mile	Mile Rate	Distance Travelled	Gross Time/ Margin
					03.18	06.31	12.80	1:04.39	1:33.37	2:01.06	0:07.00	0:34.70 (0:27.70)	0:57.40 (0:29.70)	0:58.70 (0:29.00)	0:56.70 (0:27.70)				
8	5	GIVEITATRY	61.76	0:27.79	03.19	06.31	12.93	0:57.83	0:58.91	0:57.45	0:07.00 [1]	0:34.67 [2]	1:04.71 [3]	1:33.57 [3]	2:02.15 [8]	1:55.28	1:54.30	+16m	14.69m
		Chris Lang	Lead	Q1			202m	813m	812m	813m		111m	409m	405m	408m				

Scratched: SANDAY (6)

Note: Timing is based on positional data

[] Indicates rank at the end of each section

-:--:-- No data available for this section

N/A Information not available

Tabcorp Park Melton VIC - M-CLASS

Race 4: HIGHLANDS BREEDERS CROWN CHAMPIONSHIP (4YO TROTTING MARES) (GROUP 2) - 2240m



18 November 2022 - 7:04PM



HARNESS RACING VICTORIA

RANK	TAB	Horse/ Driver	Top Speed (Km/h)	Fastest Section	First 50m	First 100m	First 200m	First Half	Middle Half	Last Half	Lead Time	1st Quarter	2nd Quarter	3rd Quarter	4th Quarter	Last Mile	Mile Rate	Distance Travelled	Gross Time/ Margin
					03.45	06.72	13.28	1:47.00	2:15.02	2:43.38	0:45.10	1:16.70 (0:31.60)	1:01.90 (0:30.30)	0:58.30 (0:28.00)	0:56.40 (0:28.40)				
1	4	QUEEN ELIDA NZ	58.29	0:28.01	03.55	06.88	13.91	1:01.90	0:58.34	0:56.38	0:45.10 [1]	1:16.68 [1]	1:47.00 [1]	2:15.02 [1]	2:43.38 [1]	1:58.28	1:57.40	+9m	2:43.38
		Chris Alford	Lead	Q3			200m	807m	807m	807m	633m	405m	403m	405m	403m				
2	7	VISIONARY	56.42	0:28.08	05.98	09.41	16.44	0:59.09	0:57.78	0:57.03	0:48.12 [10]	1:17.51 [5]	1:47.21 [2]	2:15.30 [2]	2:44.25 [2]	1:56.13	1:58.01	+20m	11.40m
		Greg Sugars	Lead	Q3			199m	816m	814m	811m	629m	411m	407m	408m	404m				
3	2	TIPSY TURVY	55.78	0:28.14	03.74	07.25	14.39	1:01.87	0:58.42	0:56.88	0:45.72 [3]	1:17.31 [3]	1:47.59 [5]	2:15.74 [4]	2:44.47 [3]	1:58.75	1:58.17	+9m	14.47m
		John Caldwell	Lead	Q3			201m	807m	807m	809m	631m	404m	403m	404m	405m				
4	8	THATS NOT MY GAIT	56.19	0:28.23	03.95	07.49	14.57	1:01.89	0:58.56	0:57.49	0:46.03 [5]	1:17.61 [6]	1:47.93 [6]	2:16.16 [6]	2:45.42 [4]	1:59.38	1:58.85	+5m	27.14m
		Josh Duggan	Lead	Q3			200m	806m	806m	807m	628m	405m	403m	404m	404m				
5	11	APPEARFROMNOWHERE	53.58	0:28.20	04.31	08.08	15.65	1:00.97	0:58.56	0:57.28	0:47.31 [8]	1:17.92 [8]	1:48.28 [9]	2:16.49 [8]	2:45.56 [5]	1:58.25	1:58.95	+4m	29.25m
		Tayla French	Lead	Q3			201m	806m	807m	805m	631m	403m	403m	404m	402m				
6	10	SANGREAL	54.22	0:28.30	04.12	07.85	15.28	1:01.28	0:58.40	0:57.71	0:46.97 [7]	1:18.15 [9]	1:48.26 [8]	2:16.56 [9]	2:45.97 [6]	1:58.99	1:59.24	+21m	34.45m
		Daryl Douglas	Lead	Q3			201m	813m	813m	813m	633m	408m	406m	408m	406m				
7	6	KEAYANG XENA	56.75	0:28.46	03.71	07.20	14.27	1:01.57	0:58.48	0:58.66	0:45.94 [4]	1:17.51 [4]	1:47.53 [4]	2:15.98 [5]	2:46.19 [7]	2:00.24	1:59.40	+26m	37.42m
		Glen Craven	Lead	Q3			202m	815m	815m	814m	635m	409m	407m	409m	406m				


Note: Timing is based on positional data

[] Indicates rank at the end of each section

-:--:- No data available for this section

N/A Information not available

Tabcorp Park Melton VIC - M-CLASS



Race 4: HYLANDS BREEDERS CROWN CHAMPIONSHIP (4YO TROTTING MARES) (GROUP 2) - 2240m



18 November 2022 - 7:04PM

HARNESS RACING VICTORIA

RANK	TAB	Horse/ Driver	Top Speed (Km/h)	Fastest Section	First 50m	First 100m	First 200m	First Half	Middle Half	Last Half	Lead Time	1st Quarter	2nd Quarter	3rd Quarter	4th Quarter	Last Mile	Mile Rate	Distance Travelled	Gross Time/ Margin
					03.45	06.72	13.28	1:47.00	2:15.02	2:43.38	0:45.10	1:16.70 (0:31.60)	1:01.90 (0:30.30)	0:58.30 (0:28.00)	0:56.40 (0:28.40)				
8	9	KYVALLEYHONEYBUNNY	55.33	0:28.31	04.03	07.63	14.90	1:01.31	0:58.48	0:58.41	0:46.63 [6]	1:17.78 [7]	1:47.94 [7]	2:16.26 [7]	2:46.36 [8]	1:59.72	1:59.52	+21m	39.78m
		James Herbertson	Lead	Q3			200m	814m	813m	815m	629m	409m	406m	408m	408m				
9	1	SHEZA PLEASURE	58.19	0:28.38	03.53	06.87	13.52	1:00.17	0:58.65	0:58.04	0:48.75 [12]	1:18.65 [12]	1:48.93 [12]	2:17.30 [12]	2:46.96 [9]	1:58.20	1:59.95	+5m	47.74m
		Nathan Jack	Lead	Q3			199m	808m	810m	808m	626m	403m	405m	406m	403m				
10	12	QUEEN INVASION	54.42	0:28.24	04.16	08.01	16.06	1:00.98	0:58.62	0:58.59	0:47.68 [9]	1:18.30 [10]	1:48.67 [11]	2:16.91 [10]	2:47.27 [10]	1:59.57	2:00.17	+6m	51.82m
		Chris Lang	Lead	Q3			202m	804m	806m	808m	631m	403m	402m	405m	403m				
11	5	ILLAWONG MOONBEAM	59.74	0:28.20	03.45	06.72	13.28	1:01.96	0:58.52	1:00.33	0:45.34 [2]	1:16.98 [2]	1:47.30 [3]	2:15.51 [3]	2:47.64 [11]	2:02.28	2:00.44	0m	56.80m
		Anthony Butt	Lead	Q3			202m	806m	806m	804m	628m	404m	402m	404m	400m				
12	3	FIREGRACE	56.39	0:28.62	03.59	07.27	17.03	1:00.03	0:58.71	0:59.46	0:48.56 [11]	1:18.50 [11]	1:48.59 [10]	2:17.21 [11]	2:48.05 [12]	1:59.49	2:00.74	+26m	62.39m
		Stacey Towers	Lead	Q3			203m	815m	813m	812m	636m	409m	406m	408m	406m				

Scratched: TICTOK (13)

Note: Timing is based on positional data

[] Indicates rank at the end of each section

-:--:- No data available for this section

N/A Information not available

Tabcorp Park Melton VIC - M-CLASS

Race 5: DEL RE NATIONAL PACE - 2240m

18 November 2022 - 7:29PM



HARNESS RACING VICTORIA

RANK	TAB	Horse/ Driver	Top Speed (Km/h)	Fastest Section	First 50m 03.21	First 100m 06.35	First 200m 12.75	First Half 1:45.05	Middle Half 2:12.64	Last Half 2:39.25	Lead Time 0:45.40	1st Quarter	2nd Quarter	3rd Quarter	4th Quarter	Last Mile	Mile Rate	Distance Travelled	Gross Time/ Margin
												1:14.70 (0:29.30)	0:59.70 (0:30.40)	0:58.00 (0:27.60)	0:54.20 (0:26.60)				
1	11	LIKE A WILDFIRE NZ	56.29	0:26.61	03.99	07.54	14.56	0:59.50	0:57.87	0:54.08	0:45.67 [4]	1:14.78 [2]	1:45.18 [2]	2:12.64 [1]	2:39.25 [1]	1:53.57	1:54.40	+24m	2:39.25
		Mark Pitt	Q3	Q4			201m	815m	810m	810m	636m	410m	406m	406m	406m				
2	10	PETES SAID SO NZ	57.93	0:26.80	03.91	07.25	14.09	1:00.05	0:57.92	0:54.33	0:45.38 [2]	1:15.03 [4]	1:45.43 [4]	2:12.96 [4]	2:39.76 [2]	1:54.38	1:54.78	+24m	6.73m
		Robert Morris	Lead	Q4			201m	814m	813m	811m	636m	408m	406m	408m	405m				
3	1	JEAN LUC NZ	60.12	0:27.36	03.35	06.62	13.19	0:59.72	0:58.04	0:54.98	0:45.61 [3]	1:14.92 [3]	1:45.33 [3]	2:12.95 [3]	2:40.32 [3]	1:54.70	1:55.18	+1m	14.23m
		Lance Justice	Lead	Q4			199m	804m	805m	806m	627m	403m	402m	403m	404m				
4	6	RICK REILLY NZ	55.52	0:26.81	03.79	07.57	14.91	0:59.65	0:58.05	0:54.46	0:46.30 [8]	1:15.56 [7]	1:45.95 [7]	2:13.62 [8]	2:40.42 [4]	1:54.12	1:55.25	+3m	15.72m
		Jack Laugher	Lead	Q4			200m	804m	805m	807m	628m	403m	401m	405m	403m				
5	4	KOSIMO	61.38	0:27.08	03.24	06.50	13.22	1:00.05	0:57.82	0:54.52	0:45.96 [7]	1:15.63 [8]	1:46.02 [8]	2:13.45 [6]	2:40.53 [5]	1:54.56	1:55.33	+25m	17.21m
		Daryl Douglas	Lead	Q4			200m	813m	814m	816m	634m	407m	406m	408m	408m				
6	9	JILLIBY SYLVESTER	60.51	0:26.89	03.61	06.88	13.63	0:59.98	0:57.83	0:54.36	0:46.30 [9]	1:15.90 [10]	1:46.28 [10]	2:13.74 [9]	2:40.64 [6]	1:54.33	1:55.41	+26m	18.51m
		Glen Craven	Lead	Q4			200m	814m	814m	816m	633m	408m	407m	408m	409m				
7	8	SICARIO	59.97	0:27.37	03.74	07.00	13.69	0:59.72	0:58.08	0:55.05	0:45.92 [6]	1:15.24 [5]	1:45.64 [5]	2:13.32 [5]	2:40.69 [7]	1:54.77	1:55.45	0m	19.42m
		Chris Alford	Lead	Q4			200m	803m	805m	806m	627m	402m	402m	404m	403m				

Note: Timing is based on positional data

[] Indicates rank at the end of each section

-:--:- No data available for this section

N/A Information not available

Tabcorp Park Melton VIC - M-CLASS

Race 5: DEL RE NATIONAL PACE - 2240m

18 November 2022 - 7:29PM



HARNESS RACING VICTORIA

RANK	TAB	Horse/ Driver	Top Speed (Km/h)	Fastest Section	First 50m	First 100m	First 200m	First Half	Middle Half	Last Half	Lead Time	1st Quarter	2nd Quarter	3rd Quarter	4th Quarter	Last Mile	Mile Rate	Distance Travelled	Gross Time/ Margin
					03.21	06.35	12.75	1:45.05	2:12.64	2:39.25	0:45.40	1:14.70 (0:29.30)	0:59.70 (0:30.40)	0:58.00 (0:27.60)	0:54.20 (0:26.60)				
8	2	PULL THE OTHER LEG NZ	62.07	0:27.63	03.21	06.35	12.75	0:59.74	0:58.05	0:55.67	0:45.40 [1]	1:14.63 [1]	1:45.05 [1]	2:12.68 [2]	2:40.71 [8]	1:55.40	1:55.47	0m	19.45m
		Kate Gath	Lead	Q3			199m	803m	806m	806m	628m	402m	402m	405m	402m				
9	3	SHORTYS MATE NZ	57.38	0:27.25	03.68	07.28	14.87	0:59.95	0:57.67	0:54.54	0:46.61 [10]	1:16.18 [11]	1:46.56 [11]	2:13.86 [10]	2:41.11 [9]	1:54.49	1:55.75	+22m	24.82m
		Ellen Tormey	Q3	Q4			202m	813m	811m	811m	635m	408m	406m	407m	405m				
10	5	CHEROKEE JOE	62.25	0:27.68	03.23	06.35	12.85	1:00.08	0:58.12	0:55.40	0:45.68 [5]	1:15.37 [6]	1:45.76 [6]	2:13.48 [7]	2:41.17 [10]	1:55.49	1:55.79	+21m	25.56m
		Greg Sugars	Lead	Q4			200m	812m	812m	812m	634m	408m	405m	408m	405m				
11	7	BOY FROM BONDI	56.45	0:27.66	03.74	07.48	15.22	0:59.61	0:58.03	0:55.36	0:46.63 [11]	1:15.88 [9]	1:46.24 [9]	2:13.91 [11]	2:41.61 [11]	1:54.97	1:56.11	+4m	31.25m
		Nathan Jack	Lead	Q3			201m	804m	805m	806m	630m	403m	402m	405m	403m				

Note: Timing is based on positional data

[] Indicates rank at the end of each section

-:--:-- No data available for this section

N/A Information not available

Tabcorp Park Melton VIC - M-CLASS

Race 6: VILLAWOOD PROPERTIES BREEDERS CROWN GRADUATE TROTTERS FREE FOR ALL (GROUP 2) - 2240m



18 November 2022 - 8:00PM



HARNESS RACING VICTORIA

RANK	TAB	Horse/ Driver	Top Speed (Km/h)	Fastest Section	First 50m	First 100m	First 200m	First Half	Middle Half	Last Half	Lead Time	1st Quarter	2nd Quarter	3rd Quarter	4th Quarter	Last Mile	Mile Rate	Distance Travelled	Gross Time/ Margin
					03.35	06.61	13.53	1:44.56	2:13.86	2:41.69	0:45.40	1:15.10 (0:29.70)	0:59.20 (0:29.50)	0:58.70 (0:29.20)	0:57.10 (0:27.90)				
1	9	SUNDONS COURAGE	58.65	0:27.61	03.72	07.03	14.03	0:59.07	0:58.27	0:56.41	0:46.19 [6]	1:15.83 [6]	1:45.27 [6]	2:14.09 [2]	2:41.69 [1]	1:55.49	1:56.20	+21m	2:41.69
		Ryan Duffy	Lead	Q4				200m	813m	813m	812m	632m	407m	406m	408m				
2	8	JUST BELIEVE	57.09	0:27.95	03.93	07.33	14.31	0:59.14	0:58.84	0:57.34	0:46.00 [5]	1:15.69 [5]	1:45.15 [5]	2:14.53 [7]	2:42.49 [2]	1:56.48	1:56.74	+6m	10.71m
		Greg Sugars	Lead	Q4				199m	803m	805m	811m	627m	403m	402m	404m				
3	10	POWDERKEG	56.02	0:28.07	04.10	07.56	14.51	0:59.06	0:58.32	0:56.95	0:46.48 [8]	1:16.10 [8]	1:45.55 [8]	2:14.43 [6]	2:42.50 [3]	1:56.01	1:56.75	+23m	10.92m
		Lisa Miles	Lead	Q4				200m	811m	813m	815m	632m	407m	405m	408m				
4	5	ULTIMATE STRIDE NZ	57.77	0:29.18	03.52	06.92	13.96	0:59.20	0:58.64	0:58.46	0:45.48 [2]	1:15.21 [2]	1:44.68 [2]	2:13.86 [1]	2:43.14 [4]	1:57.66	1:57.21	+20m	19.36m
		Chris Lang	Lead	Q3				201m	813m	812m	808m	635m	407m	406m	407m				
5	7	BRANDLO PRINCE	55.29	0:28.77	03.75	07.39	14.92	0:59.10	0:58.57	0:57.81	0:46.77 [9]	1:16.34 [9]	1:45.88 [9]	2:14.91 [8]	2:43.69 [5]	1:56.91	1:57.60	+16m	26.69m
		Chris Svanosio	Lead	Q4				203m	807m	811m	810m	636m	402m	406m	407m				
6	3	HATCHBACK	59.89	0:29.18	03.35	06.61	13.76	0:59.15	0:58.64	0:58.86	0:45.83 [4]	1:15.54 [4]	1:44.99 [4]	2:14.17 [4]	2:43.85 [6]	1:58.02	1:57.72	+19m	28.90m
		John Justice	Lead	Q3				200m	813m	812m	811m	632m	407m	406m	407m				
7	1	ANYWHERE HUGO	58.03	0:29.42	03.55	06.90	13.88	0:59.17	0:58.89	0:59.05	0:45.69 [3]	1:15.39 [3]	1:44.87 [3]	2:14.28 [5]	2:43.91 [7]	1:58.22	1:57.76	+1m	29.64m
		Tayla French	Lead	Q3				199m	805m	806m	805m	627m	403m	403m	404m				


Note: Timing is based on positional data

[] Indicates rank at the end of each section

-:--:- No data available for this section

N/A Information not available

Tabcorp Park Melton VIC - M-CLASS



Race 6: VILLAWOOD PROPERTIES BREEDERS CROWN GRADUATE TROTTERS FREE FOR ALL (GROUP 2) - 2240m



18 November 2022 - 8:00PM

HARNESS RACING VICTORIA

RANK	TAB	Horse/ Driver	Top Speed (Km/h)	Fastest Section	First 50m	First 100m	First 200m	First Half	Middle Half	Last Half	Lead Time	1st Quarter	2nd Quarter	3rd Quarter	4th Quarter	Last Mile	Mile Rate	Distance Travelled	Gross Time/ Margin
					03.35	06.61	13.53	1:44.56	2:13.86	2:41.69	0:45.40	1:15.10 (0:29.70)	0:59.20 (0:29.50)	0:58.70 (0:29.20)	0:57.10 (0:27.90)				
8	2	ALL CASHED UP	59.60	0:29.49	03.38	06.65	13.53	0:59.20	0:59.05	1:01.09	0:45.40 [1]	1:15.08 [1]	1:44.56 [1]	2:14.13 [3]	2:45.66 [8]	2:00.28	1:59.02	0m	53.13m
		Nathan Jack	Lead	Q2			199m	805m	805m	803m	628m	403m	403m	403m	401m				
9	6	KYVALLEY CHIEF NZ	56.03	0:29.47	03.63	07.28	14.77	0:59.17	0:59.85	1:02.73	0:46.27 [7]	1:15.96 [7]	1:45.44 [7]	2:15.82 [9]	2:48.17 [9]	2:01.89	2:00.82	+7m	86.70m
		Chris Alford	Lead	Q2			201m	802m	804m	811m	630m	402m	401m	404m	408m				

Scratched: OFORTUNA (4)

Note: Timing is based on positional data

[] Indicates rank at the end of each section

-:--:- No data available for this section

N/A Information not available

Tabcorp Park Melton VIC - M-CLASS



Race 7: HYLANDS BREEDERS CROWN CHAMPIONSHIP (4YO TROTTING ENTIRES & GELDINGS) (GROUP 2) - 2240m



18 November 2022 - 8:30PM

HARNESS RACING VICTORIA

RANK	TAB	Horse/ Driver	Top Speed (Km/h)	Fastest Section	First 50m	First 100m	First 200m	First Half	Middle Half	Last Half	Lead Time	1st Quarter	2nd Quarter	3rd Quarter	4th Quarter	Last Mile	Mile Rate	Distance Travelled	Gross Time/ Margin
					03.43	06.75	13.75	1:47.05	2:15.13	2:43.40	0:46.20	1:16.80 (0:30.60)	1:00.80 (0:30.20)	0:58.30 (0:28.10)	0:56.40 (0:28.30)				
1	1	MUFASA METRO NZ	58.03	0:28.08	03.54	06.88	13.75	1:00.77	0:58.27	0:56.35	0:46.20 [1]	1:16.85 [1]	1:47.05 [1]	2:15.13 [1]	2:43.40 [1]	1:57.12	1:57.40	+3m	2:43.40
		John Justice	Lead	Q3			307m	805m	804m	805m	734m	403m	403m	402m	403m				
2	8	LOCKSLEY LOVER	57.55	0:28.03	03.93	07.28	14.15	1:00.74	0:58.25	0:56.07	0:46.65 [4]	1:17.18 [2]	1:47.39 [3]	2:15.42 [3]	2:43.46 [2]	1:56.81	1:57.44	0m	0.74m
		Rebecca Bartley	Lead	Q3			317m	803m	804m	805m	744m	401m	402m	403m	404m				
3	10	WHOS THE MAN	55.33	0:28.02	04.11	07.67	14.75	1:00.66	0:58.26	0:56.57	0:47.01 [6]	1:17.46 [4]	1:47.68 [5]	2:15.71 [6]	2:44.26 [3]	1:57.24	1:58.02	+1m	11.53m
		Chris Svanosio	Lead	Q3			321m	804m	804m	805m	747m	403m	402m	403m	403m				
4	9	ALDEBARAN ZEUS	57.15	0:27.44	03.94	07.40	14.57	1:01.12	0:57.56	0:56.08	0:47.12 [7]	1:18.12 [8]	1:48.25 [8]	2:15.68 [4]	2:44.32 [4]	1:57.20	1:58.06	+26m	12.35m
		Chris Alford	Lead	Q3			319m	814m	814m	815m	751m	408m	407m	408m	408m				
5	7	WATTS UP MAJESTIC	55.81	0:27.50	03.74	07.43	14.94	1:01.08	0:57.62	0:56.32	0:47.47 [9]	1:18.44 [9]	1:48.56 [9]	2:16.06 [7]	2:44.88 [5]	1:57.40	1:58.46	+26m	19.88m
		Rickie Alchin	Q3	Q3			311m	813m	813m	814m	743m	408m	406m	408m	408m				
6	4	KYVALLEY HACIENDA	57.21	0:28.13	03.53	06.95	14.33	1:01.14	0:58.20	0:57.39	0:46.43 [3]	1:17.51 [5]	1:47.56 [4]	2:15.71 [5]	2:44.97 [6]	1:58.53	1:58.52	+26m	20.84m
		Jason Lee	Lead	Q3			308m	813m	811m	810m	743m	408m	406m	406m	405m				
7	5	PARISIAN ARTISTE	56.44	0:28.16	03.64	07.13	14.67	1:00.93	0:58.19	0:58.02	0:46.31 [2]	1:17.22 [3]	1:47.24 [2]	2:15.41 [2]	2:45.27 [7]	1:58.95	1:58.74	+28m	24.97m
		Tayla French	Lead	Q3			312m	814m	811m	810m	748m	408m	407m	406m	406m				


Note: Timing is based on positional data

[] Indicates rank at the end of each section

-:--:- No data available for this section

N/A Information not available

Tabcorp Park Melton VIC - M-CLASS



Race 7: HYLANDS BREEDERS CROWN CHAMPIONSHIP (4YO TROTTING ENTIRES & GELDINGS) (GROUP 2) - 2240m



18 November 2022 - 8:30PM

HARNESS RACING VICTORIA

RANK	TAB	Horse/ Driver	Top Speed (Km/h)	Fastest Section	First 50m	First 100m	First 200m	First Half	Middle Half	Last Half	Lead Time	1st Quarter	2nd Quarter	3rd Quarter	4th Quarter	Last Mile	Mile Rate	Distance Travelled	Gross Time/ Margin
					03.43	06.75	13.75	1:47.05	2:15.13	2:43.40	0:46.20	1:16.80 (0:30.60)	1:00.80 (0:30.20)	0:58.30 (0:28.10)	0:56.40 (0:28.30)				
8	11	MIELICKI	54.64	0:28.43	04.08	07.73	15.15	1:00.64	0:58.65	0:57.33	0:47.43 [8]	1:17.86 [7]	1:48.08 [7]	2:16.50 [9]	2:45.40 [8]	1:57.96	1:58.83	+6m	26.94m
		Glenn Conroy	Lead	Q3			320m	805m	805m	808m	747m	404m	402m	404m	405m				
9	3	MAESTRO	56.31	0:28.14	03.57	07.08	14.22	1:01.13	0:58.24	0:57.68	0:46.79 [5]	1:17.83 [6]	1:47.92 [6]	2:16.06 [8]	2:45.60 [9]	1:58.80	1:58.98	+18m	29.76m
		Daryl Douglas	Lead	Q3			307m	813m	812m	808m	740m	408m	406m	406m	402m				
10	2	ASTRO	58.68	0:31.17	03.43	06.75	14.56	1:02.74	1:04.14	1:04.86	0:49.92 [10]	1:21.09 [10]	1:52.66 [10]	2:25.23 [10]	2:57.51 [10]	2:07.59	2:07.53	+22m	189.15m
		Greg Sugars	Lead	Q1			308m	808m	808m	808m	747m	405m	404m	405m	403m				
11	6	ALDEBARAN DINO	50.58	0:29.25	10.24	14.59	22.85	1:02.05	1:01.02	0:59.67	0:56.91 [11]	1:28.34 [11]	1:58.96 [11]	2:29.37 [11]	2:58.62 [11]	2:01.71	2:08.33	+11m	204.07m
		Christopher Shinn	Q4	Q4			200m	808m	808m	808m	630m	405m	404m	405m	404m				

Note: Timing is based on positional data

[] Indicates rank at the end of each section

-:--:-- No data available for this section

N/A Information not available

Tabcorp Park Melton VIC - M-CLASS

Race 8: ALABAR BREEDERS CROWN GRADUATE PACERS FREE FOR ALL (GROUP 2) - 2240m

18 November 2022 - 9:00PM



HARNESS RACING VICTORIA

RANK	TAB	Horse/ Driver	Top Speed (Km/h)	Fastest Section	First 50m 03.18	First 100m 06.20	First 200m 12.80	First Half 1:47.41	Middle Half 2:14.41	Last Half 2:41.20	Lead Time 0:46.20	1st Quarter	2nd Quarter	3rd Quarter	4th Quarter	Last Mile	Mile Rate	Distance Travelled	Gross Time/ Margin
												1:18.30 (0:32.10)	1:01.20 (0:29.10)	0:56.10 (0:27.00)	0:53.80 (0:26.80)				
1	5	MACH DAN	61.49	0:26.65	03.27	06.48	13.27	1:01.07	0:56.00	0:53.62	0:46.50 [2]	1:18.54 [2]	1:47.56 [2]	2:14.54 [2]	2:41.20 [1]	1:54.69	1:55.80	+21m	2:41.20
		Mark Pitt	Lead	Q4			202m	813m	811m	811m	636m	407m	407m	406m	407m				
2	4	HONOLUA BAY	64.22	0:26.83	03.17	06.20	12.80	1:01.11	0:56.07	0:53.82	0:46.20 [1]	1:18.34 [1]	1:47.41 [1]	2:14.41 [1]	2:41.24 [2]	1:54.93	1:55.84	0m	0.46m
		David Moran	Lead	Q4			199m	805m	805m	806m	628m	403m	403m	404m	403m				
3	1	BETTOR CALL ME NZ	62.63	0:26.64	03.18	06.31	13.15	1:01.07	0:56.04	0:53.62	0:46.63 [3]	1:18.64 [3]	1:47.70 [3]	2:14.68 [3]	2:41.32 [3]	1:54.69	1:55.90	0m	2.63m
		Matthew Craven	Lead	Q4			198m	806m	805m	806m	627m	405m	402m	404m	403m				
4	3	HULI NIEN	60.45	0:26.38	03.33	06.60	13.63	1:01.01	0:55.95	0:53.33	0:47.11 [6]	1:19.12 [6]	1:48.12 [6]	2:15.08 [6]	2:41.46 [4]	1:54.35	1:56.00	+20m	3.54m
		John Justice	Lead	Q4			199m	813m	813m	812m	632m	408m	406m	408m	405m				
5	2	FOCUS STRIDE	60.96	0:26.76	03.33	06.54	13.38	1:01.04	0:55.98	0:53.71	0:46.81 [4]	1:18.84 [4]	1:47.86 [4]	2:14.82 [4]	2:41.56 [5]	1:54.76	1:56.08	+20m	4.96m
		David Miles	Lead	Q4			199m	814m	812m	813m	631m	408m	407m	406m	408m				
6	7	JILLIBY NITRO	58.18	0:26.76	03.52	07.07	13.91	1:01.02	0:56.03	0:53.74	0:46.99 [5]	1:18.98 [5]	1:48.02 [5]	2:15.00 [5]	2:41.77 [6]	1:54.77	1:56.22	0m	7.58m
		Jason Lee	Lead	Q4			200m	804m	805m	805m	629m	404m	402m	404m	403m				
7	6	TANGO TARA NZ	59.88	0:26.90	03.34	06.70	13.93	1:00.96	0:56.13	0:54.01	0:47.35 [7]	1:19.28 [7]	1:48.31 [7]	2:15.42 [7]	2:42.32 [7]	1:54.97	1:56.62	+2m	15.15m
		Kate Gath	Lead	Q4			200m	804m	804m	805m	631m	403m	402m	403m	403m				

Note: Timing is based on positional data

[] Indicates rank at the end of each section

-:--:- No data available for this section

N/A Information not available

Tabcorp Park Melton VIC - M-CLASS

Race 9: TAB BREEDERS CROWN GRADUATE TROT (GROUP 3) - 2240m

18 November 2022 - 9:30PM



HARNESS RACING VICTORIA

RANK	TAB	Horse/ Driver	Top Speed (Km/h)	Fastest Section	First 50m 03.39	First 100m 06.76	First 200m 13.84	First Half 1:46.74	Middle Half 2:16.32	Last Half 2:45.55	Lead Time 0:45.90	1st Quarter	2nd Quarter	3rd Quarter	4th Quarter	Last Mile	Mile Rate	Distance Travelled	Gross Time/ Margin
												1:17.10 (0:31.20)	1:00.80 (0:29.60)	0:59.10 (0:29.50)	0:58.80 (0:29.30)				
1	9	VICTREE HILL	55.84	0:28.76	04.00	07.47	14.70	1:00.69	0:58.80	0:57.99	0:46.88 [6]	1:17.99 [6] (0:31.11)	1:47.56 [6] (0:29.56)	2:16.80 [4] (0:29.23)	2:45.55 [1] (0:28.76)	1:58.67 1632m	1:58.90	+26m	2:45.55
		Glen Craven	Lead	Q4				200m	814m	814m	815m	633m	409m	407m	408m				
2	11	COPACABANA	54.40	0:29.07	04.07	07.67	15.06	1:00.67	0:58.84	0:58.35	0:47.18 [8]	1:18.30 [8] (0:31.11)	1:47.86 [8] (0:29.56)	2:17.13 [7] (0:29.28)	2:46.20 [2] (0:29.07)	1:59.01 1632m	1:59.41	+27m	8.56m
		Greg Sugars	Lead	Q4				202m	814m	815m	816m	633m	408m	407m	409m				
3	12	GUNNING	53.87	0:29.24	04.17	07.80	15.40	1:00.64	0:58.77	0:58.55	0:47.49 [9]	1:18.60 [10] (0:31.11)	1:48.14 [10] (0:29.53)	2:17.37 [9] (0:29.24)	2:46.68 [3] (0:29.31)	1:59.19 1632m	1:59.75	+25m	15.02m
		Nathan Jack	Lead	Q3				201m	815m	812m	815m	630m	410m	406m	407m				
4	6	MARENGO BAY	55.11	0:29.04	03.77	07.35	14.97	1:00.38	0:58.52	0:58.34	0:48.08 [11]	1:18.98 [11] (0:30.89)	1:48.47 [11] (0:29.49)	2:17.50 [10] (0:29.04)	2:46.80 [4] (0:29.30)	1:58.71 1638m	1:59.84	+37m	16.45m
		David Jack	Lead	Q3				202m	815m	816m	821m	636m	409m	407m	410m				
5	4	NAMOSCAR	56.38	0:29.51	03.60	07.06	14.73	1:00.35	0:59.11	0:59.12	0:47.74 [10]	1:18.50 [9] (0:30.75)	1:48.10 [9] (0:29.60)	2:17.61 [11] (0:29.51)	2:47.22 [5] (0:29.61)	1:59.47 1617m	2:00.14	+14m	22.26m
		Ashley Ainsworth	Lead	Q3				202m	804m	808m	811m	635m	402m	403m	406m				
6	7	JAZSPUR	56.67	0:29.56	03.56	07.00	14.43	1:01.01	0:59.24	1:00.10	0:46.25 [3]	1:17.69 [4] (0:31.44)	1:47.27 [4] (0:29.56)	2:16.94 [5] (0:29.68)	2:47.36 [6] (0:30.42)	2:01.11 1628m	2:00.24	+31m	24.11m
		Michael Bellman	Lead	Q2				203m	813m	813m	813m	640m	407m	407m	407m				
7	2	QUAKE PROOF	56.41	0:29.56	03.66	07.13	14.30	1:00.83	0:59.24	0:59.95	0:46.60 [5]	1:17.75 [5] (0:31.15)	1:47.43 [5] (0:29.68)	2:16.99 [6] (0:29.56)	2:47.39 [7] (0:30.39)	2:00.79 1609m	2:00.26	0m	24.58m
		Anne-Maree Conroy	Lead	Q3				200m	803m	804m	805m	628m	401m	402m	402m				

Note: Timing is based on positional data

[] Indicates rank at the end of each section

-:--:- No data available for this section

N/A Information not available

Tabcorp Park Melton VIC - M-CLASS

Race 9: TAB BREEDERS CROWN GRADUATE TROT (GROUP 3) - 2240m

18 November 2022 - 9:30PM



HARNESS RACING VICTORIA

RANK	TAB	Horse/Driver	Top Speed (Km/h)	Fastest Section	First 50m	First 100m	First 200m	First Half	Middle Half	Last Half	Lead Time	1st Quarter	2nd Quarter	3rd Quarter	4th Quarter	Last Mile	Mile Rate	Distance Travelled	Gross Time/Margin
					03.39	06.76	13.84	1:46.74	2:16.32	2:45.55	0:45.90	1:17.10 (0:31.20)	1:00.80 (0:29.60)	0:59.10 (0:29.50)	0:58.80 (0:29.30)				
8	1	WHIZZBANG DAN	58.42	0:29.57	03.50	06.82	13.84	1:00.84	0:59.24	1:00.55	0:46.21 [2]	1:17.41 [3]	1:47.06 [3]	2:16.65 [3]	2:47.62 [8]	2:01.41	2:00.43	+3m	27.79m
		Chris Alford	Lead	Q3			200m	804m	805m	806m	629m	403m	402m	404m	403m				
9	3	SIX NATIONS	57.88	0:29.54	03.53	06.87	14.09	1:00.86	0:59.23	1:00.00	0:46.91 [7]	1:18.10 [7]	1:47.77 [7]	2:17.32 [8]	2:47.78 [9]	2:00.86	2:00.54	+6m	29.76m
		Jason Lee	Lead	Q3			200m	803m	806m	807m	631m	402m	403m	405m	403m				
10	10	HAMMERS LAW	57.39	0:29.56	03.86	07.23	14.32	1:00.38	0:59.26	1:01.15	0:46.56 [4]	1:17.39 [2]	1:46.95 [2]	2:16.64 [2]	2:48.10 [10]	2:01.53	2:00.78	+27m	34.01m
		Anthony Butt	Lead	Q2			201m	817m	813m	812m	635m	411m	407m	407m	405m				
11	5	ROGUE GENTLEMAN	59.21	0:29.59	03.39	06.76	13.85	1:00.82	0:59.22	1:01.53	0:45.90 [1]	1:17.10 [1]	1:46.74 [1]	2:16.32 [1]	2:48.26 [11]	2:02.34	2:00.88	+8m	36.16m
		Chris Lang	Lead	Q3			201m	805m	807m	807m	633m	402m	404m	404m	403m				
12	8	GOLDEN SUNSET	57.06	0:29.59	03.98	07.38	15.54	0:59.31	1:00.68	1:01.89	0:52.90 [12]	1:22.49 [12]	1:52.21 [12]	2:23.17 [12]	2:54.10 [12]	2:01.20	2:05.08	+10m	114.56m
		Juanita Breen	Lead	Q1			199m	807m	807m	806m	633m	404m	404m	403m	403m				

Scratched: ALDEBARAN BELLE NZ (13)

Note: Timing is based on positional data

[] Indicates rank at the end of each section

-:--:- No data available for this section

N/A Information not available

Tabcorp Park Melton VIC - M-CLASS

Race 10: WOODLANDS STUD PACE - 2240m

18 November 2022 - 10:02PM



HARNESS RACING VICTORIA

RANK	TAB	Horse/ Driver	Top Speed (Km/h)	Fastest Section	First 50m	First 100m	First 200m	First Half	Middle Half	Last Half	Lead Time	1st Quarter	2nd Quarter	3rd Quarter	4th Quarter	Last Mile	Mile Rate	Distance Travelled	Gross Time/ Margin
					03.22	06.25	12.60	1:43.73	2:11.78	2:41.04	0:44.60	1:14.60 (0:30.00)	0:59.10 (0:29.10)	0:57.10 (0:28.00)	0:57.30 (0:29.30)				
1	11	WHISKEY CAVALIER NZ	57.30	0:28.06	04.33	07.77	14.79	0:57.57	0:57.23	0:57.32	0:46.14 [11]	1:14.56 [1] (0:28.41)	1:43.73 [1] (0:29.17)	2:11.78 [1] (0:28.06)	2:41.04 [1] (0:29.26)	1:54.89	1:55.70	+21m	2:41.04
		Kate Gath	Lead	Q3			202m	820m	811m	808m	634m	415m	406m	406m	403m				
2	9	COMMON COURTESY	59.61	0:27.39	03.74	07.03	13.76	0:59.47	0:56.48	0:56.16	0:45.52 [8]	1:15.89 [10] (0:30.37)	1:45.00 [9] (0:29.10)	2:12.38 [3] (0:27.39)	2:41.15 [2] (0:28.76)	1:55.62	1:55.78	+24m	1.50m
		Connor Ronan	Lead	Q3			199m	815m	816m	816m	632m	409m	407m	410m	407m				
3	10	ORBIE	58.63	0:27.49	04.02	07.34	14.11	0:59.33	0:56.56	0:55.97	0:45.95 [10]	1:16.20 [11] (0:30.25)	1:45.28 [11] (0:29.07)	2:12.77 [6] (0:27.49)	2:41.25 [3] (0:28.48)	1:55.28	1:55.85	+26m	2.99m
		David Moran	Lead	Q3			200m	815m	817m	817m	634m	408m	408m	411m	407m				
4	7	DAYLIGHT AT DAWN	61.73	0:28.06	03.31	06.48	13.06	0:59.44	0:57.15	0:57.40	0:44.57 [2]	1:14.92 [3] (0:30.34)	1:44.02 [3] (0:29.09)	2:12.07 [2] (0:28.06)	2:41.41 [4] (0:29.34)	1:56.83	1:55.97	+21m	5.20m
		Nathan Jack	Lead	Q3			200m	814m	814m	810m	636m	408m	408m	407m	403m				
5	8	KEAYANG SILVAGNI	60.51	0:28.39	03.68	06.90	13.51	0:59.21	0:57.50	0:57.20	0:45.47 [7]	1:15.56 [7] (0:30.09)	1:44.69 [7] (0:29.12)	2:13.07 [9] (0:28.39)	2:41.88 [5] (0:28.81)	1:56.40	1:56.31	+1m	11.55m
		Jason Lee	Lead	Q3			201m	806m	807m	807m	629m	404m	403m	404m	404m				
6	4	URUS NZ	60.39	0:28.41	03.37	06.63	13.28	0:59.49	0:57.49	0:57.21	0:45.22 [6]	1:15.64 [8] (0:30.41)	1:44.71 [8] (0:29.08)	2:13.12 [10] (0:28.41)	2:41.92 [6] (0:28.80)	1:56.69	1:56.33	+25m	11.86m
		Jack Laugher	Lead	Q3			200m	815m	815m	817m	633m	409m	408m	408m	409m				
7	12	GOTTAHAVEAHOBBIE	57.11	0:28.36	04.06	07.48	14.42	0:59.22	0:57.48	0:57.12	0:45.79 [9]	1:15.88 [9] (0:30.09)	1:45.01 [10] (0:29.12)	2:13.37 [11] (0:28.36)	2:42.13 [7] (0:28.77)	1:56.34	1:56.48	+8m	14.72m
		Matthew Craven	Lead	Q3			201m	805m	808m	814m	629m	403m	403m	407m	409m				

Note: Timing is based on positional data

[] Indicates rank at the end of each section

-:--:- No data available for this section

N/A Information not available

Tabcorp Park Melton VIC - M-CLASS

Race 10: WOODLANDS STUD PACE - 2240m

18 November 2022 - 10:02PM



HARNESS RACING VICTORIA

RANK	TAB	Horse/ Driver	Top Speed (Km/h)	Fastest Section	First 50m	First 100m	First 200m	First Half	Middle Half	Last Half	Lead Time	1st Quarter	2nd Quarter	3rd Quarter	4th Quarter	Last Mile	Mile Rate	Distance Travelled	Gross Time/ Margin
												1:14.60 (0:30.00)	0:59.10 (0:29.10)	0:57.10 (0:28.00)	0:57.30 (0:29.30)				
8	1	LETS GO THERE	60.60	0:28.41	03.36	06.60	13.20	0:59.18	0:57.56	0:58.11	0:45.18 [5]	1:15.24 [5]	1:44.37 [5]	2:12.79 [7]	2:42.48 [8]	1:57.30	1:56.74	0m	19.54m
		Tiana McMahon	Lead	Q3			200m	806m	807m	806m	628m	403m	404m	404m	403m				
9	5	FOOLISH PLEASURE	64.30	0:28.70	03.22	06.25	12.60	0:59.16	0:57.79	0:59.02	0:44.60 [1]	1:14.65 [2]	1:43.74 [2]	2:12.43 [4]	2:42.76 [9]	1:58.18	1:56.93	0m	23.16m
		James Herbertson	Lead	Q3			200m	804m	806m	806m	629m	402m	403m	403m	403m				
10	2	TUPELO BEACH	63.45	0:28.51	03.24	06.28	12.89	0:59.16	0:57.59	0:59.02	0:44.88 [4]	1:14.94 [4]	1:44.04 [4]	2:12.54 [5]	2:43.06 [10]	1:58.17	1:57.15	+3m	27.00m
		Ellen Tormey	Lead	Q3			199m	804m	808m	811m	627m	402m	403m	405m	406m				
11	3	OVER THE ODDS NZ	62.50	0:28.56	03.27	06.37	12.95	0:59.56	0:57.73	0:59.56	0:44.86 [3]	1:15.24 [6]	1:44.42 [6]	2:12.98 [8]	2:43.99 [11]	1:59.13	1:57.82	+20m	39.51m
		Lance Justice	Lead	Q3			199m	814m	815m	813m	632m	408m	407m	408m	406m				

Scratched: GOODTIME MADDIE (6)

Note: Timing is based on positional data

[] Indicates rank at the end of each section

-:--:-- No data available for this section

N/A Information not available

Tabcorp Park Melton VIC - M-CLASS

Race 11: TAB BREEDERS CROWN GRADUATE PACE - 2240m

18 November 2022 - 10:32PM



HARNESS RACING VICTORIA

RANK	TAB	Horse/ Driver	Top Speed (Km/h)	Fastest Section	First 50m	First 100m	First 200m	First Half	Middle Half	Last Half	Lead Time	1st Quarter	2nd Quarter	3rd Quarter	4th Quarter	Last Mile	Mile Rate	Distance Travelled	Gross Time/ Margin
					03.22	06.31	12.83	1:46.48	2:14.13	2:42.18	0:45.40	1:17.00 (0:31.60)	1:01.10 (0:29.50)	0:57.10 (0:27.60)	0:55.70 (0:28.10)				
1	9	ROSARITO MISS	58.85	0:27.10	03.64	07.04	13.84	1:00.88	0:56.37	0:54.46	0:46.84 [10]	1:18.45 [10]	1:47.72 [10]	2:14.82 [6]	2:42.18 [1]	1:55.34	1:56.50	+27m	2:42.18
		Ryan Duffy	Lead	Q3			200m	816m	814m	817m	633m	411m	406m	409m	409m				
2	10	ITS EBONYNIVORY	58.56	0:27.69	03.73	07.08	14.12	1:00.03	0:57.20	0:55.86	0:46.56 [8]	1:17.08 [2]	1:46.59 [2]	2:14.28 [2]	2:42.46 [2]	1:55.89	1:56.72	+29m	3:70m
		Rebecca Bartley	Lead	Q3			202m	819m	813m	812m	637m	413m	406m	407m	406m				
3	7	KEAYANG KAMIKAZE	62.72	0:27.69	03.22	06.31	13.05	1:01.19	0:57.20	0:55.57	0:45.68 [3]	1:17.38 [4]	1:46.87 [4]	2:14.56 [4]	2:42.46 [3]	1:56.78	1:56.72	+33m	3:75m
		Jason Lee	Lead	Q3			202m	815m	814m	813m	641m	409m	407m	408m	406m				
4	6	MAURIES BONUS	61.76	0:27.66	03.27	06.44	13.00	1:01.14	0:57.20	0:56.03	0:45.40 [1]	1:16.92 [1]	1:46.48 [1]	2:14.13 [1]	2:42.50 [4]	1:57.16	1:56.75	+13m	4:24m
		David Moran	Lead	Q3			201m	806m	806m	806m	637m	404m	403m	403m	404m				
5	8	LORIMERMAJOR	61.19	0:27.71	03.61	06.79	13.20	1:01.08	0:57.27	0:55.73	0:45.99 [5]	1:17.51 [5]	1:47.07 [5]	2:14.78 [5]	2:42.80 [5]	1:56.81	1:56.96	+1m	8:52m
		Tayla French	Lead	Q3			200m	805m	806m	806m	628m	403m	403m	404m	403m				
6	4	VILLAGE VOICE	61.71	0:27.72	03.28	06.45	13.07	1:01.15	0:57.18	0:55.59	0:46.30 [7]	1:18.16 [9]	1:47.46 [8]	2:15.34 [9]	2:43.05 [6]	1:56.74	1:57.14	+24m	11:76m
		Kate Gath	Lead	Q4			200m	816m	812m	814m	632m	410m	406m	406m	408m				
7	5	WYATTFLYNN	62.17	0:27.89	03.23	06.40	12.83	1:01.19	0:57.23	0:56.09	0:45.97 [4]	1:17.84 [7]	1:47.17 [6]	2:15.06 [7]	2:43.26 [7]	1:57.28	1:57.28	+24m	14:50m
		John Caldow	Lead	Q3			200m	815m	814m	812m	634m	409m	408m	408m	405m				

Note: Timing is based on positional data

[] Indicates rank at the end of each section

-:--:- No data available for this section

N/A Information not available

Tabcorp Park Melton VIC - M-CLASS

Race 11: TAB BREEDERS CROWN GRADUATE PACE - 2240m

18 November 2022 - 10:32PM



HARNESS RACING VICTORIA

RANK	TAB	Horse/ Driver	Top Speed (Km/h)	Fastest Section	First 50m	First 100m	First 200m	First Half	Middle Half	Last Half	Lead Time	1st Quarter	2nd Quarter	3rd Quarter	4th Quarter	Last Mile	Mile Rate	Distance Travelled	Gross Time/ Margin
					03.22	06.31	12.83	1:46.48	2:14.13	2:42.18	0:45.40	1:17.00 (0:31.60)	1:01.10 (0:29.50)	0:57.10 (0:27.60)	0:55.70 (0:28.10)				
8	1	KOLOVOS NZ	61.49	0:27.71	03.26	06.44	12.88	1:01.10	0:57.27	0:56.64	0:45.66 [2]	1:17.20 [3]	1:46.77 [3]	2:14.47 [3]	2:43.41 [8]	1:57.74	1:57.40	0m	16.09m
		James Herbertson	Lead	Q3			199m	804m	806m	806m	627m	403m	403m	404m	403m				
9	2	IM THE MIGHTYGRAMPS	58.59	0:27.77	03.40	06.74	13.46	1:01.06	0:57.35	0:56.28	0:46.28 [6]	1:17.78 [6]	1:47.35 [7]	2:15.13 [8]	2:43.65 [9]	1:57.36	1:57.57	+2m	19.81m
		Monique Burnett	Lead	Q3			200m	806m	805m	805m	628m	404m	403m	403m	403m				
10	3	SHAQ	59.47	0:27.97	03.42	06.69	13.48	1:01.04	0:57.55	0:56.41	0:46.62 [9]	1:18.08 [8]	1:47.67 [9]	2:15.64 [10]	2:44.07 [10]	1:57.45	1:57.88	+9m	25.41m
		Ellen Tormey	Lead	Q3			201m	807m	805m	806m	633m	405m	403m	403m	404m				
11	11	FOUR LONELY NIGHTS	58.56	0:30.86	03.72	07.24	15.49	1:04.67	1:04.11	1:02.17	0:56.87 [11]	1:28.73 [11]	2:01.55 [11]	2:32.84 [11]	3:03.71 [11]	2:06.83	2:11.99	+8m	288.57m
		Daryl Douglas	Lead	Q4			201m	805m	807m	808m	631m	403m	403m	405m	404m				

Note: Timing is based on positional data

[] Indicates rank at the end of each section

-:--:- No data available for this section

N/A Information not available

Tabcorp Park Melton VIC - M-CLASS

Race 12: ALLIED EXPRESS PACE - 1720m

18 November 2022 - 11:00PM



HARNESS RACING VICTORIA

RANK	TAB	Horse/ Driver	Top Speed (Km/h)	Fastest Section	First 50m	First 100m	First 200m	First Half	Middle Half	Last Half	Lead Time	1st Quarter	2nd Quarter	3rd Quarter	4th Quarter	Last Mile	Mile Rate	Distance Travelled	Gross Time/ Margin
					03.17	06.27	12.64	1:05.23	1:34.28	2:02.35	0:06.80	0:35.30 (0:28.50)	0:58.40 (0:29.90)	0:58.90 (0:29.00)	0:57.10 (0:28.10)				
1	6	OZZIE JOY	62.86	0:27.50	03.19	06.27	12.98	0:59.07	0:58.85	0:56.48	0:06.80 [1]	0:35.99 [4]	1:05.88 [5]	1:34.84 [6]	2:02.35 [1]	1:55.54	1:54.50	+5m	2:02.35
		Daryl Douglas	Q1	Q4				202m	807m	806m	807m	111m	406m	402m	405m				
2	5	JUST AS WELL NZ	63.04	0:28.11	03.21	06.28	12.64	0:58.43	0:58.92	0:57.15	0:06.80 [2]	0:35.36 [1]	1:05.23 [1]	1:34.28 [1]	2:02.38 [2]	1:55.57	1:54.51	+7m	0.35m
		Chris Alford	Q1	Q4			202m	809m	807m	808m	111m	406m	404m	404m	405m				
3	9	SOHO RHAPSODY	59.68	0:28.12	03.68	06.92	13.63	0:57.93	0:58.68	0:57.19	0:07.48 [6]	0:35.61 [2]	1:05.41 [2]	1:34.28 [2]	2:02.60 [3]	1:55.11	1:54.71	+21m	3.33m
		Rickie Alchin	Q1	Q1			201m	818m	814m	814m	109m	412m	407m	407m	408m				
4	2	NIKI NAH NAH	58.90	0:27.51	03.43	06.72	13.33	0:58.88	0:58.83	0:56.47	0:07.30 [5]	0:36.28 [7]	1:06.18 [7]	1:35.13 [8]	2:02.65 [4]	1:55.34	1:54.75	+1m	4.32m
		Kate Gath	Lead	Q4			199m	804m	806m	807m	110m	403m	402m	405m	403m				
5	7	STORY TO TELL	60.61	0:27.90	03.42	06.69	13.30	0:58.80	0:58.70	0:56.66	0:07.24 [4]	0:36.09 [6]	1:06.04 [6]	1:34.80 [5]	2:02.69 [5]	1:55.45	1:54.80	+19m	4.65m
		Jason Ainsworth	Q1	Q4			201m	816m	814m	814m	110m	410m	407m	408m	407m				
6	4	PATSY VALENTINE	62.45	0:28.22	03.17	06.28	12.69	0:58.73	0:58.87	0:57.25	0:06.81 [3]	0:35.68 [3]	1:05.54 [3]	1:34.56 [3]	2:02.78 [6]	1:55.97	1:54.88	+7m	5.75m
		Josh Aiken	Q1	Q4			201m	806m	806m	811m	111m	404m	403m	405m	408m				
7	10	YEAH CHARLIE	58.65	0:28.24	03.95	07.27	14.01	0:57.89	0:58.61	0:57.37	0:07.84 [8]	0:36.09 [5]	1:05.73 [4]	1:34.70 [4]	2:03.10 [7]	1:55.25	1:55.18	+27m	10.06m
		James Herbertson	Lead	Q1			201m	818m	817m	819m	110m	412m	407m	410m	410m				

Note: Timing is based on positional data

[] Indicates rank at the end of each section

-:--:- No data available for this section

N/A Information not available

Tabcorp Park Melton VIC - M-CLASS

Race 12: ALLIED EXPRESS PACE - 1720m

18 November 2022 - 11:00PM



HARNESS RACING VICTORIA

RANK	TAB	Horse/ Driver	Top Speed (Km/h)	Fastest Section	First 50m	First 100m	First 200m	First Half	Middle Half	Last Half	Lead Time	1st Quarter	2nd Quarter	3rd Quarter	4th Quarter	Last Mile	Mile Rate	Distance Travelled	Gross Time/ Margin
					03.17	06.27	12.64	1:05.23	1:34.28	2:02.35	0:06.80	0:35.30 (0:28.50)	0:58.40 (0:29.90)	0:58.90 (0:29.00)	0:57.10 (0:28.10)				
8	8	TWISTED BLISS	56.65	0:28.18	03.90	07.43	14.21	0:58.48	0:58.54	0:56.80	0:08.01 [9]	0:36.60 [9]	1:06.50 [9]	1:35.13 [7]	2:03.31 [8]	1:55.28	1:55.38	+7m	12.83m
		Ellen Tormey	Lead	Q4			199m	806m	809m	811m		109m	404m	403m	406m				
9	1	CALYPSO MISTRESS	55.24	0:27.91	03.82	07.67	14.62	0:58.41	0:58.46	0:56.63	0:08.30 [10]	0:36.98 [10]	1:06.72 [10]	1:35.44 [10]	2:03.35 [9]	1:55.04	1:55.41	+11m	13.60m
		Jason Lee	Q1	Q4			200m	807m	814m	814m		110m	403m	405m	410m				
10	11	RUBY WINGATE	59.89	0:28.39	03.75	07.07	14.15	0:58.70	0:58.72	0:57.20	0:07.65 [7]	0:36.45 [8]	1:06.36 [8]	1:35.16 [9]	2:03.55 [10]	1:55.89	1:55.60	+29m	16.23m
		Michael Bellman	Lead	Q4			201m	820m	818m	820m		109m	413m	408m	410m				

Scratched: JO ROCKS (3)

Note: Timing is based on positional data

[] Indicates rank at the end of each section

-:--:-- No data available for this section

N/A Information not available