

# Tabcorp Park Melton VIC - M-CLASS

## Race 1: DNR LOGISTICS 3YO PACE - 1720m

15 October 2022 - 6:05PM



HARNESS RACING VICTORIA

RANK	TAB	Horse/Driver	Top Speed (Km/h)	Fastest Section	First 50m	First 100m	First 200m	First Half	Middle Half	Last Half	Lead Time	1st Quarter	2nd Quarter	3rd Quarter	4th Quarter	Last Mile	Mile Rate	Distance Travelled	Gross Time/Margin
												0:34.67 (0:28.19)	1:06.49 (0:31.83)	1:34.95 (0:28.46)	2:03.08 (0:28.12)				
1	2	MAC CHEDDAR	61.20	0:27.25	03.28	06.51	13.20	1:00.36	1:00.22	0:55.64	0:07.07 [5]	0:35.60 [4]	1:07.43 [5]	1:35.82 [5]	2:03.08 [1]	1:56.00	1:55.16	+4m	2:03.08
		Greg Sugars	Lead	Q4								(0:28.53)	(0:31.83)	(0:28.39)	(0:27.25)				
2	3	ROARFORROSCOE	64.12	0:27.92	03.02	06.09	12.43	1:00.21	1:00.30	0:56.33	0:06.62 [3]	0:34.96 [2]	1:06.83 [2]	1:35.26 [2]	2:03.17 [2]	1:56.55	1:55.25	+6m	0.97m
		Juanita Breen	Lead	Q4								(0:28.34)	(0:31.87)	(0:28.42)	(0:27.92)				
3	1	MAJOR MAJOR	61.95	0:27.66	03.25	06.42	12.84	1:00.18	1:00.26	0:56.06	0:06.95 [4]	0:35.28 [3]	1:07.14 [3]	1:35.53 [3]	2:03.20 [3]	1:56.24	1:55.27	+2m	1.48m
		Daryl Douglas	Lead	Q4								(0:28.32)	(0:31.87)	(0:28.39)	(0:27.66)				
4	5	IRA POOLE NZ	60.42	0:28.01	03.38	06.74	13.50	1:00.31	0:59.97	0:56.23	0:07.32 [6]	0:35.87 [5]	1:07.63 [6]	1:35.85 [6]	2:03.85 [4]	1:56.54	1:55.89	+15m	10.23m
		Ryan Sanderson	Lead	Q4								(0:28.55)	(0:31.75)	(0:28.22)	(0:28.01)				
5	6	BEACH VILLA	64.84	0:28.19	02.97	05.97	12.39	1:00.02	1:00.28	0:57.42	0:06.47 [1]	0:34.67 [1]	1:06.49 [1]	1:34.95 [1]	2:03.92 [5]	1:57.44	1:55.94	+9m	11.01m
		Kate Gath	Lead	Q1								(0:28.19)	(0:31.83)	(0:28.46)	(0:28.96)				
6	4	RUBINS PLIGHT	63.94	0:28.25	03.04	06.08	12.55	1:00.71	0:59.67	0:56.59	0:06.62 [2]	0:35.93 [6]	1:07.34 [4]	1:35.59 [4]	2:03.94 [6]	1:57.31	1:55.96	+18m	11.35m
		Glen Craven	Lead	Q3								(0:29.30)	(0:31.42)	(0:28.25)	(0:28.34)				

Scratched: DANGERZONE (7)

Note: Timing is based on positional data

[ ] Indicates rank at the end of each section

-:--:- No data available for this section

N/A Information not available

# Tabcorp Park Melton VIC - M-CLASS

Race 2: DOWNLOAD THE TAB APP TODAY PACE - 2240m

15 October 2022 - 6:34PM



HARNESS RACING VICTORIA

RANK	TAB	Horse/ Driver	Top Speed (Km/h)	Fastest Section	First 50m	First 100m	First 200m	First Half	Middle Half	Last Half	Lead Time	1st Quarter	2nd Quarter	3rd Quarter	4th Quarter	Last Mile	Mile Rate	Distance Travelled	Gross Time/ Margin
					03.31	06.44	13.15	1:45.88	2:14.98	2:42.89	0:45.45	1:14.79 (0:29.34)	1:45.88 (0:31.08)	2:14.98 (0:29.11)	2:42.89 (0:27.90)				
1	1	ARDEN ROANOKE NZ	60.93	0:27.71	03.42	06.68	13.23	1:00.43	1:00.07	0:56.71	0:45.74 [2]	1:15.11 [3]	1:46.18 [3]	2:15.17 [3]	2:42.89 [1]	1:57.14	1:57.03	0m	2:42.89
		Nathan Jack	Lead	Q4			199m	803m	805m	806m	628m	401m	403m	403m	404m				
2	3	STAG PARTY NZ	56.95	0:28.09	03.57	07.14	14.20	0:59.82	1:00.10	0:57.12	0:46.28 [6]	1:15.06 [2]	1:46.11 [2]	2:15.16 [2]	2:43.24 [2]	1:56.95	1:57.28	+27m	4.92m
		Kerryn Manning	Lead	Q4			201m	818m	812m	812m	635m	414m	405m	408m	405m				
3	4	RENKO NZ	61.43	0:27.88	03.34	06.55	13.15	1:00.91	0:59.88	0:56.63	0:45.75 [3]	1:15.54 [6]	1:46.66 [6]	2:15.42 [5]	2:43.30 [3]	1:57.55	1:57.32	+21m	5.74m
		Jack Laugher	Lead	Q4			200m	813m	811m	810m	634m	408m	406m	406m	406m				
4	6	LOMBO HEAVEN	57.15	0:27.41	03.62	07.03	14.38	1:00.63	0:59.70	0:55.99	0:46.68 [10]	1:16.20 [10]	1:47.31 [10]	2:15.90 [10]	2:43.31 [4]	1:56.62	1:57.33	+32m	5.83m
		Anthony Butt	Lead	Q4			201m	815m	816m	818m	635m	408m	407m	409m	409m				
5	5	OVER THE ODDS NZ	61.68	0:28.33	03.31	06.44	13.13	1:00.42	1:00.19	0:57.44	0:45.45 [1]	1:14.79 [1]	1:45.88 [1]	2:14.98 [1]	2:43.32 [5]	1:57.86	1:57.34	+6m	5.89m
		Jackie Barker	Lead	Q4			202m	803m	805m	804m	636m	401m	403m	403m	402m				
6	8	WHATS STANLEY GOT	59.84	0:27.84	03.83	07.09	13.55	1:00.45	1:00.12	0:56.89	0:46.03 [5]	1:15.41 [5]	1:46.49 [5]	2:15.54 [6]	2:43.38 [6]	1:57.34	1:57.38	+1m	6.75m
		Greg Sugars	Lead	Q4			200m	804m	807m	806m	629m	402m	403m	405m	402m				
7	13	HAYDEN BROMAC NZ	57.36	0:27.90	04.13	07.64	14.37	1:00.41	0:59.67	0:56.52	0:46.66 [9]	1:16.01 [9]	1:47.08 [9]	2:15.69 [8]	2:43.59 [7]	1:56.93	1:57.53	+7m	9.66m
		Corey Bell	Lead	Q4			200m	805m	808m	810m	628m	403m	403m	406m	405m				

Note: Timing is based on positional data

[ ] Indicates rank at the end of each section

-:--:- No data available for this section

N/A Information not available

# Tabcorp Park Melton VIC - M-CLASS

Race 2: DOWNLOAD THE TAB APP TODAY PACE - 2240m

15 October 2022 - 6:34PM



HARNESS RACING VICTORIA

RANK	TAB	Horse/ Driver	Top Speed (Km/h)	Fastest Section	First 50m	First 100m	First 200m	First Half	Middle Half	Last Half	Lead Time	1st Quarter	2nd Quarter	3rd Quarter	4th Quarter	Last Mile	Mile Rate	Distance Travelled	Gross Time/ Margin
					03.31	06.44	13.15	1:45.88	2:14.98	2:42.89	0:45.45	1:14.79 (0:29.34)	1:45.88 (0:31.08)	2:14.98 (0:29.11)	2:42.89 (0:27.90)				
8	12	<b>FOOLISH PLEASURE</b>	<b>58.60</b>	<b>0:27.76</b>	<b>04.04</b>	<b>07.36</b>	<b>14.00</b>	1:00.40	1:00.18	0:56.87	0:46.38 [8]	<b>1:15.69 [7]</b>	<b>1:46.78 [7]</b>	<b>2:15.88 [9]</b>	<b>2:43.64 [8]</b>	1:57.26	1:57.56	0m	10.57m
		James Herbertson	Lead	Q4			200m	804m	806m	805m	629m	403m	403m	404m	402m				
9	2	<b>SERG BLANCO NZ</b>	<b>59.90</b>	<b>0:28.34</b>	<b>03.45</b>	<b>06.71</b>	<b>13.44</b>	1:00.37	1:00.10	0:57.31	0:46.00 [4]	<b>1:15.25 [4]</b>	<b>1:46.37 [4]</b>	<b>2:15.35 [4]</b>	<b>2:43.69 [9]</b>	1:57.69	1:57.60	+27m	10.84m
		Ryan Duffy	Lead	Q4			199m	815m	814m	815m	632m	410m	406m	409m	407m				
10	11	<b>ROCKET BOY</b>	<b>60.08</b>	<b>0:28.14</b>	<b>03.81</b>	<b>07.08</b>	<b>13.81</b>	1:00.68	0:59.74	0:56.79	0:46.31 [7]	<b>1:15.87 [8]</b>	<b>1:46.99 [8]</b>	<b>2:15.62 [7]</b>	<b>2:43.77 [10]</b>	1:57.46	1:57.66	+26m	11.94m
		Daryl Douglas	Lead	Q4			200m	814m	814m	816m	633m	409m	406m	408m	409m				

Scratched: SAMMYS IDEAL (7), MYMATETHOMO (9), CLOUD NINE NZ (10)

Note: Timing is based on positional data

[ ] Indicates rank at the end of each section

-:--:-- No data available for this section

N/A Information not available

# Tabcorp Park Melton VIC - M-CLASS

## Race 3: BENSTUD STANDARDBREDS PACE - 2240m

15 October 2022 - 7:02PM



HARNESS RACING VICTORIA

RANK	TAB	Horse/ Driver	Top Speed (Km/h)	Fastest Section	First 50m	First 100m	First 200m	First Half	Middle Half	Last Half	Lead Time	1st Quarter	2nd Quarter	3rd Quarter	4th Quarter	Last Mile	Mile Rate	Distance Travelled	Gross Time/ Margin
					03.24	06.39	13.11	1:43.82	2:12.84	2:41.15	0:43.88	1:13.02 (0:29.14)	1:43.82 (0:30.80)	2:12.84 (0:29.02)	2:41.15 (0:28.31)				
1	7	SARAH ANNE	60.44	0:28.28	03.34	06.62	13.42	0:59.95	0:59.84	0:57.33	0:43.87 [1]	1:13.02 [1]	1:43.82 [1]	2:12.87 [2]	2:41.15 [1]	1:57.28	1:55.78	+14m	2:41.15
		Greg Sugars	Lead	Q4			201m	808m	807m	807m	639m	406m	403m	405m	403m				
2	11	ITS EBONYNIVORY	58.97	0:28.25	03.92	07.25	14.24	0:59.47	0:58.90	0:56.57	0:45.40 [7]	1:14.28 [7]	1:44.88 [7]	2:13.20 [4]	2:41.45 [2]	1:56.05	1:56.00	+25m	4.28m
		Chris Alford	Lead	Q4			201m	814m	816m	817m	634m	407m	407m	409m	409m				
3	9	KEKOA	60.43	0:28.23	03.78	06.99	13.84	0:59.64	0:58.86	0:57.22	0:44.96 [6]	1:13.98 [6]	1:44.60 [5]	2:12.84 [1]	2:41.83 [3]	1:56.87	1:56.27	+24m	9.05m
		Jodi Quinlan	Lead	Q3			200m	814m	815m	817m	634m	408m	407m	409m	409m				
4	6	COMMON COURTESY	62.25	0:28.92	03.24	06.39	13.11	0:59.96	0:59.56	0:58.38	0:44.04 [3]	1:13.35 [3]	1:44.01 [2]	2:12.92 [3]	2:42.38 [4]	1:58.33	1:56.66	+18m	16.24m
		Connor Ronan	Lead	Q3			200m	814m	812m	812m	632m	409m	406m	407m	406m				
5	8	VINCENZINA Richard Brosnan	Did not track.																18.76m
6	4	PATSY VALENTINE	61.23	0:29.05	03.28	06.65	13.51	0:59.74	0:59.67	0:58.54	0:44.56 [4]	1:13.68 [4]	1:44.30 [4]	2:13.35 [6]	2:42.85 [5]	1:58.28	1:57.00	+19m	22.72m
		Josh Aiken	Lead	Q3			200m	814m	814m	811m	634m	408m	407m	408m	405m				
7	2	NONPARREIL	61.75	0:29.06	03.41	06.56	13.11	1:00.15	0:59.86	0:58.77	0:43.99 [2]	1:13.34 [2]	1:44.14 [3]	2:13.20 [5]	2:42.91 [6]	1:58.92	1:57.04	0m	23.34m
		Bailey McDonough	Lead	Q3			199m	805m	807m	807m	627m	403m	403m	405m	403m				

Note: Timing is based on positional data

[ ] Indicates rank at the end of each section

-:--:-- No data available for this section

N/A Information not available



# Tabcorp Park Melton VIC - M-CLASS

## Race 3: BENSTUD STANDARDBREDS PACE - 2240m

15 October 2022 - 7:02PM



HARNESS RACING VICTORIA

RANK	TAB	Horse/Driver	Top Speed (Km/h)	Fastest Section	First 50m	First 100m	First 200m	First Half	Middle Half	Last Half	Lead Time	1st Quarter	2nd Quarter	3rd Quarter	4th Quarter	Last Mile	Mile Rate	Distance Travelled	Gross Time/Margin
8	10	LEIGHA MILLER	59.17	0:29.11	03.24	06.39	13.11	1:43.82	2:12.84	2:41.15	0:43.88	1:13.02 (0:29.14)	1:43.82 (0:30.80)	2:12.84 (0:29.02)	2:41.15 (0:28.31)				
		James Herbertson	Lead	Q3	04.02	07.33	13.95	1:00.03	0:59.91	0:58.62	0:44.69 [5]	1:13.92 [5] (0:29.23)	1:44.73 [6] (0:30.80)	2:13.84 [7] (0:29.11)	2:43.35 [7] (0:29.51)	1:58.65	1:57.36	+1m	29.25m

Scratched: PUNT AWAY NZ (1), OUTBACK SHADOW (3), ORBIE (5)

Note: Timing is based on positional data

[ ] Indicates rank at the end of each section

-:--:-- No data available for this section

N/A Information not available

# Tabcorp Park Melton VIC - M-CLASS

Race 4: IRT AUSTRALIA TATLOW STAKES (2YO TROTTERS) (GROUP 2) - 2240m

15 October 2022 - 7:32PM



HARNESS RACING VICTORIA

RANK	TAB	Horse/ Driver	Top Speed (Km/h)	Fastest Section	First 50m	First 100m	First 200m	First Half	Middle Half	Last Half	Lead Time	1st Quarter	2nd Quarter	3rd Quarter	4th Quarter	Last Mile	Mile Rate	Distance Travelled	Gross Time/ Margin
					03.37	06.64	13.63	1:49.50	2:19.37	2:47.75	0:45.55	1:17.10 (0:31.55)	1:49.50 (0:32.41)	2:19.37 (0:29.86)	2:47.75 (0:28.39)				
1	2	ROCKINWITHATTITUDE	60.03	0:28.10	03.35	06.64	13.63	1:04.14	1:02.24	0:57.93	0:45.68 [2]	1:17.42 [3]	1:49.82 [4]	2:19.65 [3]	2:47.75 [1]	2:02.07	2:00.52	+2m	2:47.75
		Jayden Barker	Lead	Q4			199m	806m	805m	806m	628m	404m	403m	403m	403m				
2	9	SUSAN IS HER NAME	55.65	0:28.24	04.18	07.76	15.16	1:02.86	1:01.04	0:57.09	0:47.82 [10]	1:18.49 [10]	1:50.68 [9]	2:19.54 [2]	2:47.77 [2]	1:59.95	2:00.54	+25m	0.05m
		Kate Gath	Lead	Q4			201m	813m	817m	816m	635m	407m	407m	410m	406m				
3	3	VALERIE LANE	58.15	0:28.15	03.56	06.93	13.95	1:04.13	1:02.24	0:58.02	0:45.97 [4]	1:17.74 [5]	1:50.10 [5]	2:19.98 [5]	2:48.12 [3]	2:02.15	2:00.79	+2m	4.92m
		Kerryn Manning	Lead	Q4			200m	805m	805m	807m	629m	404m	402m	404m	404m				
4	6	THE LOCOMOTIVE	57.70	0:28.95	03.59	07.11	14.32	1:03.97	1:02.27	0:58.79	0:45.54 [1]	1:17.10 [1]	1:49.52 [2]	2:19.37 [1]	2:48.31 [4]	2:02.76	2:00.92	+13m	7.43m
		Nathan Jack	Lead	Q4			202m	806m	806m	805m	640m	403m	404m	403m	403m				
5	5	COGNATI	57.92	0:28.63	03.52	07.06	14.44	1:03.27	1:02.56	0:58.84	0:46.83 [8]	1:17.77 [6]	1:50.11 [6]	2:20.33 [7]	2:48.95 [5]	2:02.12	2:01.39	+27m	15.90m
		Greg Sugars	Lead	Q4			201m	815m	814m	816m	634m	408m	407m	408m	409m				
6	8	DICHOTOMY	57.86	0:28.73	04.28	07.72	14.92	1:03.92	1:02.03	0:58.41	0:46.82 [7]	1:18.39 [9]	1:50.75 [10]	2:20.42 [8]	2:49.16 [6]	2:02.34	2:01.53	+7m	18.72m
		Bailey McDonough	Lead	Q4			201m	806m	809m	811m	630m	403m	404m	406m	406m				
7	4	UPTOWN LAD	60.35	0:30.21	03.37	06.69	14.09	1:03.53	1:02.55	1:00.46	0:46.27 [5]	1:17.46 [4]	1:49.81 [3]	2:20.01 [6]	2:50.26 [7]	2:03.98	2:02.33	+23m	33.46m
		Leigh Sutton	Lead	Q3			201m	814m	814m	813m	635m	409m	406m	409m	406m				

Note: Timing is based on positional data

[ ] Indicates rank at the end of each section

-:--:- No data available for this section

N/A Information not available

# Tabcorp Park Melton VIC - M-CLASS

Race 4: IRT AUSTRALIA TATLOW STAKES (2YO TROTTERS) (GROUP 2) - 2240m

15 October 2022 - 7:32PM



HARNESS RACING VICTORIA

RANK	TAB	Horse/ Driver	Top Speed (Km/h)	Fastest Section	First 50m	First 100m	First 200m	First Half	Middle Half	Last Half	Lead Time	1st Quarter	2nd Quarter	3rd Quarter	4th Quarter	Last Mile	Mile Rate	Distance Travelled	Gross Time/ Margin
												1:17.10 (0:31.55)	1:49.50 (0:32.41)	2:19.37 (0:29.86)	2:47.75 (0:28.39)				
8	1	MISS FRANCENE	55.97	0:29.83	03.75	07.28	14.48	1:03.96	1:02.41	0:59.87	0:46.45 [6]	1:18.04 [7]	1:50.41 [8]	2:20.45 [9]	2:50.28 [8]	2:03.83	2:02.34	0m	33.85m
		David Jack	Lead	Q4			200m	806m	805m	804m	630m	403m	403m	403m	402m				
9	10	ESS KAY HOLLYWOOD	57.50	0:29.66	04.04	07.45	14.75	1:03.25	1:02.53	0:59.90	0:47.16 [9]	1:18.11 [8]	1:50.41 [7]	2:20.65 [10]	2:50.31 [9]	2:03.14	2:02.36	+23m	34.18m
		Chris Alford	Lead	Q4			200m	812m	814m	816m	633m	408m	405m	410m	407m				
10	11	SEQUENCE	55.84	0:28.78	04.31	08.08	18.00	1:00.62	0:59.14	0:57.89	0:52.41 [11]	1:22.67 [11]	1:53.04 [11]	2:21.81 [11]	2:50.93 [10]	1:58.51	2:02.80	+4m	42.71m
		Jason Lee	Lead	Q3			199m	806m	807m	805m	631m	403m	403m	405m	402m				
11	7	DREAMBIGAIMHIGH	59.23	0:30.34	03.38	06.80	13.99	1:03.56	1:02.71	1:02.43	0:45.94 [3]	1:17.15 [2]	1:49.50 [1]	2:19.85 [4]	2:51.94 [11]	2:05.99	2:03.53	+25m	55.88m
		Joshua Gallagher	Lead	Q3			202m	814m	812m	811m	639m	408m	406m	407m	404m				

Note: Timing is based on positional data

[ ] Indicates rank at the end of each section

-:--:- No data available for this section

N/A Information not available

# Tabcorp Park Melton VIC - M-CLASS

## Race 5: LOGICAL STAFFING SOLUTIONS PACE - 2240m

15 October 2022 - 8:07PM



HARNESS RACING VICTORIA

RANK	TAB	Horse/ Driver	Top Speed (Km/h)	Fastest Section	First 50m	First 100m	First 200m	First Half	Middle Half	Last Half	Lead Time	1st Quarter	2nd Quarter	3rd Quarter	4th Quarter	Last Mile	Mile Rate	Distance Travelled	Gross Time/ Margin
					03.08	06.12	12.64	1:48.88	2:17.39	2:44.65	0:46.14	1:18.25 (0:32.11)	1:48.88 (0:30.63)	2:17.39 (0:28.52)	2:44.65 (0:27.26)				
1	5	LA CAPTAIN	64.99	0:26.99	03.08	06.12	12.64	1:02.72	0:59.10	0:55.49	0:46.43 [2]	1:18.55 [2]	1:49.15 [2]	2:17.65 [3]	2:44.65 [1]	1:58.21	1:58.28	+1m	2:44.65
		Greg Sugars	Lead	Q4			201m	805m	806m	806m	629m	403m	402m	404m	403m				
2	6	CHEROKEE JOE	62.91	0:27.34	03.26	06.38	12.90	1:02.74	0:59.14	0:55.87	0:46.13 [1]	1:18.25 [1]	1:48.88 [1]	2:17.39 [1]	2:44.74 [3]	1:58.60	1:58.36	+4m	1.21m
		Bailey McDonough	Lead	Q4			201m	805m	805m	806m	632m	403m	402m	404m	404m				
3	2	PULL THE OTHER LEG NZ	63.04	0:26.83	03.27	06.34	12.91	1:02.70	0:59.08	0:55.31	0:46.71 [3]	1:18.83 [3]	1:49.42 [4]	2:17.90 [6]	2:44.73 [2]	1:58.02	1:58.35	0m	1.41m
		Kate Gath	Lead	Q4			199m	805m	805m	806m	628m	404m	403m	403m	404m				
4	3	LETSROCKLETSROLL	61.69	0:27.22	03.36	06.50	13.21	1:02.73	0:58.59	0:55.43	0:46.79 [4]	1:19.12 [5]	1:49.52 [5]	2:17.72 [5]	2:44.94 [4]	1:58.15	1:58.50	+21m	4.26m
		Josh Aiken	Lead	Q4			200m	816m	813m	812m	632m	410m	406m	408m	406m				
5	7	KHAKI NUI NZ	61.31	0:27.59	03.30	06.53	13.51	1:02.72	0:58.30	0:55.51	0:47.07 [6]	1:19.41 [7]	1:49.80 [7]	2:17.72 [4]	2:45.30 [5]	1:58.23	1:58.76	+26m	9.01m
		Daryl Douglas	Lead	Q4			200m	815m	815m	817m	633m	410m	405m	410m	408m				
6	9	MAKE WAY NZ	60.42	0:27.84	03.75	07.01	13.86	1:01.88	0:58.66	0:56.07	0:47.38 [8]	1:18.83 [4]	1:49.26 [3]	2:17.49 [2]	2:45.34 [6]	1:57.95	1:58.79	+24m	9.24m
		Anthony Butt	Lead	Q4			199m	818m	812m	813m	632m	413m	406m	407m	407m				
7	10	SHORTYS MATE NZ	58.37	0:27.44	03.97	07.31	14.17	1:02.43	0:58.28	0:55.33	0:47.66 [9]	1:19.70 [9]	1:50.10 [9]	2:17.99 [7]	2:45.42 [7]	1:57.76	1:58.85	+28m	10.34m
		Ellen Tormey	Lead	Q4			199m	816m	815m	818m	633m	410m	407m	409m	410m				


Note: Timing is based on positional data

[ ] Indicates rank at the end of each section

-:--:- No data available for this section

N/A Information not available





# Tabcorp Park Melton VIC - M-CLASS

## Race 5: LOGICAL STAFFING SOLUTIONS PACE - 2240m

15 October 2022 - 8:07PM



HARNESS RACING VICTORIA

RANK	TAB	Horse/ Driver	Top Speed (Km/h)	Fastest Section	First 50m	First 100m	First 200m	First Half	Middle Half	Last Half	Lead Time	1st Quarter	2nd Quarter	3rd Quarter	4th Quarter	Last Mile	Mile Rate	Distance Travelled	Gross Time/ Margin
					03.08	06.12	12.64	1:48.88	2:17.39	2:44.65	0:46.14	1:18.25 (0:32.11)	1:48.88 (0:30.63)	2:17.39 (0:28.52)	2:44.65 (0:27.26)				
8	11	<b>BOY FROM BONDI</b>	<b>58.66</b>	<b>0:27.24</b>	<b>03.90</b>	<b>07.27</b>	<b>14.28</b>	1:02.69	0:58.71	0:55.37	0:47.38 [7]	<b>1:19.50 [8]</b>	<b>1:50.08 [8]</b>	<b>2:18.20 [9]</b>	<b>2:45.45 [8]</b>	1:58.06	1:58.87	<b>+7m</b>	<b>10.77m</b>
		Nathan Jack	Lead	Q4			201m	806m	806m	806m	634m	404m	403m	403m	404m				
9	8	<b>MIGHTY FLYING ART NZ</b>	<b>60.54</b>	<b>0:27.06</b>	<b>03.68</b>	<b>06.91</b>	<b>13.68</b>	1:02.68	0:58.64	<b>0:55.13</b>	0:47.74 [10]	<b>1:19.86 [10]</b>	<b>1:50.42 [10]</b>	<b>2:18.49 [10]</b>	<b>2:45.56 [9]</b>	1:57.81	1:58.95	<b>+6m</b>	<b>12.63m</b>
		Jack Laugher	Lead	Q4			199m	808m	807m	<b>808m</b>	629m	405m	404m	404m	406m				
10	1	<b>ALBY TWO CHAINS</b>	<b>60.83</b>	<b>0:27.57</b>	<b>03.43</b>	<b>06.63</b>	<b>13.37</b>	1:02.72	0:58.86	0:55.87	0:47.04 [5]	<b>1:19.20 [6]</b>	<b>1:49.76 [6]</b>	<b>2:18.06 [8]</b>	<b>2:45.64 [10]</b>	1:58.59	1:59.00	<b>+7m</b>	<b>13.48m</b>
		John Nicholson	Lead	Q4			198m	806m	809m	812m	627m	404m	403m	406m	406m				

Scratched: VANQUISH STRIDE NZ (4)

Note: Timing is based on positional data

[ ] Indicates rank at the end of each section

-:--:-- No data available for this section

N/A Information not available

# Tabcorp Park Melton VIC - M-CLASS

## Race 6: HIGHLANDS RACING COLOURS PACE - 1720m

15 October 2022 - 8:44PM



HARNESS RACING VICTORIA

RANK	TAB	Horse/ Driver	Top Speed (Km/h)	Fastest Section	First 50m	First 100m	First 200m	First Half	Middle Half	Last Half	Lead Time	1st Quarter	2nd Quarter	3rd Quarter	4th Quarter	Last Mile	Mile Rate	Distance Travelled	Gross Time/ Margin
					03.13	06.26	13.05	1:08.36	1:36.49	2:03.78	0:06.79	0:36.94 (0:30.15)	1:08.36 (0:31.42)	1:36.49 (0:28.13)	2:03.78 (0:27.28)				
1	7	MAJOR MEISTER NZ	61.57	0:27.21	03.26	06.43	13.20	1:01.45	0:59.48	0:55.33	0:06.98 [2]	0:37.10 [2]	1:08.44 [2]	1:36.56 [2]	2:03.78 [1]	1:56.79	1:55.81	+17m	2:03.78
		Jordan Leedham	Lead	Q4			202m	814m	810m	812m	111m	409m	405m	406m	407m				
2	2	DADNDAVE NZ	60.47	0:27.25	03.28	06.52	13.34	1:01.57	0:59.51	0:55.38	0:07.06 [4]	0:37.25 [3]	1:08.64 [3]	1:36.76 [3]	2:04.02 [2]	1:56.96	1:56.04	0m	3.33m
		Kate Gath	Lead	Q4			199m	802m	804m	806m	110m	401m	402m	403m	404m				
3	8	ALLSHOOKUP	60.24	0:27.03	03.55	06.76	13.61	1:01.57	0:59.48	0:55.14	0:07.32 [6]	0:37.54 [5]	1:08.91 [5]	1:37.01 [6]	2:04.05 [3]	1:56.72	1:56.07	+1m	3.71m
		Nathan Jack	Lead	Q4			200m	804m	805m	806m	110m	402m	402m	404m	403m				
4	4	DUKE OF DUNDEE NZ	62.10	0:27.65	03.13	06.26	13.05	1:01.56	0:59.55	0:55.79	0:06.78 [1]	0:36.94 [1]	1:08.36 [1]	1:36.49 [1]	2:04.14 [4]	1:57.35	1:56.15	0m	4.92m
		Abby Sanderson	Lead	Q4			198m	803m	805m	806m	109m	402m	402m	404m	403m				
5	5	MAGIC MIKE NZ	60.75	0:27.37	03.24	06.47	13.32	1:01.68	0:59.42	0:55.48	0:07.04 [3]	0:37.41 [4]	1:08.72 [4]	1:36.83 [4]	2:04.20 [5]	1:57.16	1:56.21	+16m	5.93m
		Jack Laugher	Lead	Q4			200m	813m	812m	812m	109m	408m	406m	407m	406m				
6	11	RICK REILLY NZ	57.97	0:27.30	03.81	07.22	14.25	1:01.81	0:58.83	0:54.86	0:07.79 [9]	0:38.35 [9]	1:09.60 [9]	1:37.18 [8]	2:04.47 [6]	1:56.67	1:56.47	+22m	9.54m
		Ellen Tormey	Lead	Q4			201m	813m	816m	819m	111m	407m	407m	410m	410m				
7	6	JILLIBY NITRO	59.37	0:27.35	03.36	06.67	13.60	1:01.81	0:59.40	0:55.44	0:07.23 [5]	0:37.72 [6]	1:09.04 [6]	1:37.12 [7]	2:04.48 [7]	1:57.24	1:56.47	+16m	9.62m
		Jason Lee	Lead	Q4			201m	813m	812m	813m	109m	408m	405m	407m	406m				

Note: Timing is based on positional data

[ ] Indicates rank at the end of each section

-:--:- No data available for this section

N/A Information not available



# Tabcorp Park Melton VIC - M-CLASS

## Race 6: HIGHLANDS RACING COLOURS PACE - 1720m

15 October 2022 - 8:44PM



HARNESS RACING VICTORIA

RANK	TAB	Horse/ Driver	Top Speed (Km/h)	Fastest Section	First 50m	First 100m	First 200m	First Half	Middle Half	Last Half	Lead Time	1st Quarter	2nd Quarter	3rd Quarter	4th Quarter	Last Mile	Mile Rate	Distance Travelled	Gross Time/ Margin
					03.13	06.26	13.05	1:08.36	1:36.49	2:03.78	0:06.79	0:36.94 (0:30.15)	1:08.36 (0:31.42)	1:36.49 (0:28.13)	2:03.78 (0:27.28)				
8	9	<b>ITS BEAUJOLAIS</b>	<b>60.17</b>	<b>0:27.18</b>	<b>03.64</b>	<b>06.94</b>	<b>13.98</b>	1:01.70	0:59.47	0:55.28	0:07.50 [8]	<b>0:37.87 [7]</b>	<b>1:09.20 [7]</b>	<b>1:37.33 [9]</b>	<b>2:04.50 [8]</b>	1:56.99	1:56.49	<b>+1m</b>	<b>9.90m</b>
		Chris Alford	Lead	Q4			201m	804m	804m	806m	110m	404m	401m	403m	404m				
9	10	<b>LOVE INA CHEVY NZ</b>	<b>60.36</b>	<b>0:27.59</b>	<b>03.57</b>	<b>06.90</b>	<b>13.93</b>	1:01.85	0:58.90	0:55.19	0:07.48 [7]	<b>0:38.04 [8]</b>	<b>1:09.33 [8]</b>	<b>1:36.93 [5]</b>	<b>2:04.52 [9]</b>	1:57.04	1:56.51	<b>+23m</b>	<b>9.99m</b>
		Jackie Barker	Lead	Q4			201m	814m	815m	818m	110m	408m	407m	409m	409m				

Scratched: CLOUD NINE NZ (1), THE LAST CHANCE (3)

Note: Timing is based on positional data

[ ] Indicates rank at the end of each section

-:--:-- No data available for this section

N/A Information not available

# Tabcorp Park Melton VIC - M-CLASS

## Race 7: CATANACH'S JEWELLERS VICTORIA TROTTERS OAKS (GROUP 1) - 2240m



15 October 2022 - 9:19PM



HARNESS RACING VICTORIA

RANK	TAB	Horse/Driver	Top Speed (Km/h)	Fastest Section	First 50m	First 100m	First 200m	First Half	Middle Half	Last Half	Lead Time	1st Quarter	2nd Quarter	3rd Quarter	4th Quarter	Last Mile	Mile Rate	Distance Travelled	Gross Time/Margin
												1:18.30 (0:31.18)	1:49.77 (0:31.47)	2:18.59 (0:28.82)	2:47.23 (0:28.64)				
1	8	ALDEBARAN KEEPA NZ	56.94	0:27.75	03.98	07.40	14.55	1:02.61	1:00.26	0:56.55	0:48.07 [7]	1:19.23 [7]	1:50.68 [8]	2:19.49 [9]	2:47.23 [1]	1:59.16	2:00.15	0m	2:47.23
		Chris Alford	Lead	Q4			201m	806m	807m	806m	629m	403m	404m	404m	403m				
2	5	MUMPAYSTHEBILLS	59.26	0:28.64	03.42	06.81	14.00	1:02.63	1:00.28	0:57.45	0:47.44 [3]	1:18.61 [3]	1:50.07 [3]	2:18.88 [3]	2:47.52 [2]	2:00.07	2:00.36	+4m	3.81m
		Bailey McDonough	Lead	Q4			201m	806m	806m	806m	632m	403m	403m	404m	403m				
3	11	REVELSTOKE	55.59	0:28.32	04.15	07.95	15.52	1:01.87	0:59.10	0:57.16	0:48.56 [10]	1:19.66 [10]	1:50.44 [6]	2:18.76 [2]	2:47.60 [3]	1:59.03	2:00.41	+29m	4.77m
		David Moran	Lead	Q3			201m	818m	820m	817m	634m	410m	409m	412m	406m				
4	13	COURMAYEUR	56.76	0:28.35	04.02	07.59	15.49	1:01.79	0:59.15	0:57.03	0:48.97 [11]	1:19.99 [11]	1:50.77 [9]	2:19.13 [5]	2:47.81 [4]	1:58.83	2:00.56	+35m	7.47m
		Daryl Douglas	Lead	Q3			202m	819m	819m	817m	639m	410m	410m	410m	408m				
5	3	EGRET	61.16	0:28.82	03.27	06.54	13.72	1:02.65	1:00.28	0:58.07	0:47.12 [1]	1:18.30 [1]	1:49.77 [1]	2:18.59 [1]	2:47.84 [5]	2:00.72	2:00.59	+1m	7.99m
		Leigh Sutton	Lead	Q3			200m	807m	806m	806m	629m	404m	403m	404m	403m				
6	9	LINDYS LOVE	57.99	0:28.81	03.94	07.32	14.54	1:02.62	1:00.26	0:57.82	0:47.73 [5]	1:18.92 [5]	1:50.36 [5]	2:19.17 [6]	2:48.18 [6]	2:00.44	2:00.83	+3m	12.28m
		Joshua Gallagher	Lead	Q3			199m	807m	807m	805m	630m	404m	404m	404m	403m				
7	4	USED TO BE A MAID	55.88	0:28.94	03.77	07.56	15.07	1:02.56	1:00.36	0:57.92	0:47.96 [6]	1:19.10 [6]	1:50.54 [7]	2:19.47 [8]	2:48.45 [7]	2:00.48	2:01.02	+25m	16.07m
		Rodney Petroff	Lead	Q3			202m	814m	814m	816m	635m	408m	407m	408m	409m				

Note: Timing is based on positional data

[ ] Indicates rank at the end of each section

-:--:- No data available for this section

N/A Information not available

# Tabcorp Park Melton VIC - M-CLASS

## Race 7: CATANACH'S JEWELLERS VICTORIA TROTTERS OAKS (GROUP 1) - 2240m



15 October 2022 - 9:19PM



HARNESS RACING VICTORIA

RANK	TAB	Horse/Driver	Top Speed (Km/h)	Fastest Section	First 50m	First 100m	First 200m	First Half	Middle Half	Last Half	Lead Time	1st Quarter	2nd Quarter	3rd Quarter	4th Quarter	Last Mile	Mile Rate	Distance Travelled	Gross Time/Margin
												1:18.30 (0:31.18)	1:49.77 (0:31.47)	2:18.59 (0:28.82)	2:47.23 (0:28.64)				
8	10	EBONY AVENGER	56.38	0:28.80	04.23	07.73	14.90	1:02.59	1:00.23	0:57.62	0:48.39 [9]	1:19.56 [9]	1:50.99 [11]	2:19.80 [10]	2:48.62 [8]	2:00.22	2:01.14	+4m	18.51m
		Ryan Duffy	Lead	Q3			199m	807m	807m	807m	629m	405m	403m	405m	404m				
9	6	ALDEBARAN VERA	58.47	0:28.98	03.54	06.95	14.34	1:02.64	1:00.47	1:00.53	0:47.30 [2]	1:18.46 [2]	1:49.95 [2]	2:18.93 [4]	2:50.48 [9]	2:03.17	2:02.48	+27m	43.16m
		Jason Lee	Lead	Q3			202m	816m	813m	813m	638m	410m	406m	407m	406m				
10	7	ILLAWONG LARAJAY	57.81	0:29.39	03.69	07.22	14.92	1:02.55	1:00.82	1:02.17	0:48.23 [8]	1:19.36 [8]	1:50.78 [10]	2:20.18 [11]	2:52.96 [10]	2:04.73	2:04.27	+24m	76.62m
		Greg Sugars	Lead	Q3			202m	816m	814m	811m	636m	410m	407m	408m	404m				
11	2	JUST A BIT TOUCHY	59.20	0:28.97	03.53	06.92	14.22	1:02.64	1:00.44	1:08.02	0:47.60 [4]	1:18.78 [4]	1:50.25 [4]	2:19.22 [7]	2:58.27 [11]	2:10.66	2:08.08	+22m	146.79m
		Kate Gath	Lead	Q3			200m	816m	814m	814m	632m	410m	406m	408m	406m				
12	1	AMANDINE	57.61	0:29.13	03.61	07.01	14.17	0:59.74	1:04.22	1:11.66	0:52.26 [12]	1:21.39 [12]	1:52.00 [12]	2:25.62 [12]	3:03.65 [12]	2:11.39	2:11.95	+14m	219.83m
		Nathan Jack	Lead	Q1			200m	808m	810m	816m	630m	404m	405m	406m	409m				

Scratched: TOUGH LOVE (12)

Note: Timing is based on positional data

[ ] Indicates rank at the end of each section

-:--:- No data available for this section

N/A Information not available

# Tabcorp Park Melton VIC - M-CLASS

## Race 8: ALDEBARAN PARK MAORI MISS TROTTERS FREE FOR ALL (GROUP 3) - 2240m



15 October 2022 - 9:48PM



HARNESS RACING VICTORIA

RANK	TAB	Horse/ Driver	Top Speed (Km/h)	Fastest Section	First 50m	First 100m	First 200m	First Half	Middle Half	Last Half	Lead Time	1st Quarter	2nd Quarter	3rd Quarter	4th Quarter	Last Mile	Mile Rate	Distance Travelled	Gross Time/ Margin
					03.28	06.48	13.16	1:47.96	2:16.91	2:45.26	0:46.00	1:16.84 (0:30.85)	1:47.96 (0:31.12)	2:16.91 (0:28.95)	2:45.26 (0:28.35)				
1	12	QUEEN ELIDA NZ	58.15	0:28.07	04.13	07.59	14.54	1:02.01	0:59.28	0:56.20	0:47.06 [8]	1:17.89 [8]	1:49.07 [8]	2:17.18 [3]	2:45.26 [1]	1:58.20	1:58.73	+26m	2:45.26
		Chris Alford	Lead	Q4			201m	814m	816m	818m	632m	408m	407m	409m	409m				
2	1	VISIONARY	58.98	0:28.60	03.53	06.88	13.68	1:01.97	1:00.02	0:57.51	0:46.30 [3]	1:17.16 [3]	1:48.27 [3]	2:17.18 [4]	2:45.79 [2]	1:59.48	1:59.11	+4m	6.97m
		Greg Sugars	Lead	Q4			198m	807m	807m	809m	626m	405m	403m	404m	405m				
3	2	KEAYANG XENA	60.70	0:28.95	03.37	06.59	13.16	1:01.97	1:00.07	0:58.03	0:45.99 [1]	1:16.84 [1]	1:47.96 [1]	2:16.91 [1]	2:45.99 [3]	1:59.99	1:59.25	+2m	9.68m
		Jason Lee	Lead	Q3			200m	807m	806m	807m	627m	404m	403m	404m	404m				
4	9	BALTICA NZ	58.76	0:28.85	03.72	07.15	14.16	1:01.92	0:59.99	0:57.87	0:46.22 [2]	1:17.00 [2]	1:48.14 [2]	2:16.99 [2]	2:46.02 [4]	1:59.80	1:59.28	+25m	10.07m
		Emmett Brosnan	Lead	Q3			200m	817m	814m	813m	633m	410m	408m	407m	407m				
5	11	ALDEBARAN CRESCENT	57.08	0:28.17	04.40	07.93	14.93	1:01.99	0:59.36	0:56.76	0:47.40 [9]	1:18.20 [10]	1:49.40 [10]	2:17.56 [7]	2:46.16 [5]	1:58.75	1:59.38	+30m	11.89m
		Josh Aiken	Lead	Q3			200m	817m	818m	820m	632m	410m	408m	411m	409m				
6	10	ADELLE NZ	57.15	0:28.40	04.12	08.24	17.32	1:01.62	0:59.78	0:56.94	0:47.70 [10]	1:18.07 [9]	1:49.32 [9]	2:17.86 [10]	2:46.25 [6]	1:58.55	1:59.44	+12m	13.24m
		Kerryn Manning	Lead	Q4			199m	805m	810m	817m	628m	404m	402m	409m	409m				
7	6	I AM PEGASUS	61.66	0:28.94	03.28	06.48	13.28	1:02.11	1:00.08	0:58.09	0:46.33 [4]	1:17.32 [4]	1:48.45 [4]	2:17.40 [5]	2:46.55 [7]	2:00.21	1:59.66	+21m	17.21m
		James Herbertson	Lead	Q3			200m	814m	813m	813m	632m	407m	407m	407m	407m				

Note: Timing is based on positional data

[ ] Indicates rank at the end of each section

-:--:- No data available for this section

N/A Information not available

# Tabcorp Park Melton VIC - M-CLASS

## Race 8: ALDEBARAN PARK MAORI MISS TROTTERS FREE FOR ALL (GROUP 3) - 2240m



15 October 2022 - 9:48PM



HARNESS RACING VICTORIA

RANK	TAB	Horse/Driver	Top Speed (Km/h)	Fastest Section	First 50m	First 100m	First 200m	First Half	Middle Half	Last Half	Lead Time	1st Quarter	2nd Quarter	3rd Quarter	4th Quarter	Last Mile	Mile Rate	Distance Travelled	Gross Time/Margin
					03.28	06.48	13.16	1:47.96	2:16.91	2:45.26	0:46.00	1:16.84 (0:30.85)	1:47.96 (0:31.12)	2:16.91 (0:28.95)	2:45.26 (0:28.35)				
8	8	<b>SHEZA PLEASURE</b>	<b>58.32</b>	<b>0:28.91</b>	<b>03.90</b>	<b>07.26</b>	<b>14.09</b>	1:01.92	1:00.05	0:58.04	0:46.65 [6]	<b>1:17.44 [5]</b>	<b>1:48.57 [5]</b>	<b>2:17.48 [6]</b>	<b>2:46.61 [8]</b>	1:59.96	1:59.71	0m	17.86m
		Nathan Jack	Lead	Q3			198m	805m	806m	807m	626m	404m	402m	404m	403m				
9	3	<b>SANGREAL</b>	<b>58.67</b>	<b>0:28.84</b>	<b>03.47</b>	<b>06.84</b>	<b>13.85</b>	1:01.95	1:00.06	0:57.92	0:47.03 [7]	<b>1:17.77 [7]</b>	<b>1:48.98 [7]</b>	<b>2:17.82 [9]</b>	<b>2:46.90 [9]</b>	1:59.86	1:59.91	+3m	21.78m
		John Caldwell	Lead	Q3			200m	804m	805m	806m	631m	403m	402m	403m	404m				
10	4	<b>LADY IN THE SKY NZ</b>	<b>59.06</b>	<b>0:28.94</b>	<b>03.45</b>	<b>06.78</b>	<b>13.73</b>	1:02.09	1:00.08	0:58.22	0:46.64 [5]	<b>1:17.60 [6]</b>	<b>1:48.74 [6]</b>	<b>2:17.67 [8]</b>	<b>2:46.96 [10]</b>	2:00.31	1:59.95	+21m	22.65m
		Anthony Butt	Lead	Q3			201m	814m	813m	812m	634m	408m	407m	407m	406m				
11	7	<b>IMAMAORIJET</b>	<b>57.78</b>	<b>0:28.66</b>	<b>03.73</b>	<b>07.19</b>	<b>14.39</b>	1:01.95	0:59.89	1:04.18	0:47.71 [11]	<b>1:18.46 [11]</b>	<b>1:49.67 [11]</b>	<b>2:18.34 [11]</b>	<b>2:53.86 [11]</b>	2:06.14	2:04.91	+29m	114.92m
		Glen Craven	Lead	Q3			200m	817m	816m	813m	636m	410m	408m	409m	405m				

Scratched: NAKED AMBITION (5)

Note: Timing is based on positional data

[ ] Indicates rank at the end of each section

-:--:- No data available for this section

N/A Information not available

# Tabcorp Park Melton VIC - M-CLASS

## Race 9: HYGAIN PACE - 1720m

15 October 2022 - 10:24PM



HARNESS RACING VICTORIA

RANK	TAB	Horse/ Driver	Top Speed (Km/h)	Fastest Section	First 50m	First 100m	First 200m	First Half	Middle Half	Last Half	Lead Time	1st Quarter	2nd Quarter	3rd Quarter	4th Quarter	Last Mile	Mile Rate	Distance Travelled	Gross Time/ Margin
					03.12	06.27	12.88	1:05.08	1:34.93	2:04.10	0:06.81	0:35.14 (0:28.32)	1:05.08 (0:29.94)	1:34.93 (0:29.85)	2:04.10 (0:29.17)				
1	1	<b>COBBER</b>	<b>61.22</b>	<b>0:28.22</b>	03.25	06.40	<b>12.88</b>	0:58.16	0:59.79	0:59.02	0:06.91 [2]	<b>0:35.14 [1]</b>	<b>1:05.08 [1]</b>	<b>1:34.93 [1]</b>	<b>2:04.10 [1]</b>	1:57.18	1:56.12	<b>+2m</b>	<b>2:04.10</b>
		Ryan Sanderson	Lead	Q1			201m	807m	806m	807m	109m	404m	403m	404m	404m				
2	10	<b>OZZIE PLAYBOY</b>	<b>58.45</b>	<b>0:28.23</b>	03.76	07.11	<b>13.74</b>	0:57.61	0:59.13	0:59.28	0:07.67 [7]	<b>0:35.90 [7]</b>	<b>1:05.28 [2]</b>	<b>1:35.03 [2]</b>	<b>2:04.56 [2]</b>	1:56.89	1:56.55	<b>+17m</b>	<b>6.08m</b>
		Ellen Rixon	Q1	Q1			201m	815m	813m	812m	111m	408m	407m	407m	407m				
3	8	<b>IM SHADOW BOXER</b>	<b>60.49</b>	<b>0:28.19</b>	03.54	06.71	<b>13.22</b>	0:58.12	0:59.78	0:59.19	0:07.25 [4]	<b>0:35.45 [3]</b>	<b>1:05.38 [3]</b>	<b>1:35.22 [3]</b>	<b>2:04.56 [3]</b>	1:57.32	1:56.56	<b>0m</b>	<b>6.41m</b>
		Jordan Leedham	Lead	Q1			201m	806m	804m	806m	110m	405m	402m	403m	404m				
4	5	<b>WOTDIDUSAAAY</b>	<b>61.97</b>	<b>0:28.70</b>	03.12	06.27	<b>12.93</b>	0:59.02	0:59.88	0:59.15	0:06.81 [1]	<b>0:35.52 [4]</b>	<b>1:05.83 [6]</b>	<b>1:35.40 [4]</b>	<b>2:04.98 [4]</b>	1:58.17	1:56.94	<b>+23m</b>	<b>11.64m</b>
		Michelle Phillips	Lead	Q1			202m	816m	815m	818m	110m	411m	406m	410m	409m				
5	9	<b>MUSZTANG</b>	<b>59.94</b>	<b>0:28.36</b>	03.63	06.84	<b>13.46</b>	0:58.31	0:59.79	0:59.33	0:07.37 [6]	<b>0:35.73 [5]</b>	<b>1:05.68 [5]</b>	<b>1:35.53 [5]</b>	<b>2:05.00 [5]</b>	1:57.63	1:56.96	<b>+3m</b>	<b>11.89m</b>
		John Caldwell	Lead	Q1			200m	806m	806m	807m	110m	404m	403m	403m	405m				
6	2	<b>MAJOR WATSON NZ</b>	<b>61.09</b>	<b>0:28.33</b>	03.19	06.38	<b>12.91</b>	0:58.65	1:00.28	1:01.32	0:06.91 [2]	<b>0:35.24 [2]</b>	<b>1:05.56 [4]</b>	<b>1:35.53 [6]</b>	<b>2:06.88 [6]</b>	1:59.97	1:58.72	<b>+16m</b>	<b>37.07m</b>
		Abby Sanderson	Lead	Q1			202m	815m	812m	812m	110m	408m	407m	406m	407m				
7	3	<b>ROCKNTOMMY RULZ NZ</b>	<b>58.45</b>	<b>0:28.45</b>	03.46	06.79	<b>13.59</b>	0:58.79	1:00.26	1:01.69	0:07.35 [5]	<b>0:35.80 [6]</b>	<b>1:06.15 [7]</b>	<b>1:36.07 [7]</b>	<b>2:07.83 [7]</b>	2:00.48	1:59.61	<b>+15m</b>	<b>49.74m</b>
		Corey Bell	Lead	Q1			202m	814m	813m	811m	110m	409m	406m	408m	404m				

Note: Timing is based on positional data

[ ] Indicates rank at the end of each section

-:--:- No data available for this section


N/A Information not available



# Tabcorp Park Melton VIC - M-CLASS

Race 9: HYGAIN PACE - 1720m

15 October 2022 - 10:24PM



HARNESS RACING VICTORIA

**Scratched:** NIGHT SCHOOL (4), DAYLIGHT AT DAWN (6), SAYITAINISO JOE (7)

---

Note: Timing is based on positional data

[ ] Indicates rank at the end of each section

-:--:-- No data available for this section

N/A Information not available

Data processed by  TRIPLESDATA

# Tabcorp Park Melton VIC - M-CLASS

## Race 10: ALLIED EXPRESS CLAIMING PACE - 1720m

15 October 2022 - 10:52PM



HARNESS RACING VICTORIA


RANK	TAB	Horse/ Driver	Top Speed (Km/h)	Fastest Section	First 50m	First 100m	First 200m	First Half	Middle Half	Last Half	Lead Time	1st Quarter	2nd Quarter	3rd Quarter	4th Quarter	Last Mile	Mile Rate	Distance Travelled	Gross Time/ Margin
					03.10	06.21	13.09	1:06.17	1:34.84	2:02.67	0:06.80	0:36.78 (0:29.99)	1:06.17 (0:29.38)	1:34.84 (0:28.68)	2:02.67 (0:27.83)				
1	3	JILLIBY SYLVESTER	60.34	0:27.07	03.28	06.53	13.52	0:59.90	0:58.23	0:55.65	0:07.12 [3]	0:37.38 [4]	1:07.03 [6]	1:35.60 [6]	2:02.67 [1]	1:55.55	1:54.78	+19m	2:02.67
		Glen Craven	Lead	Q4			200m	815m	814m	816m	109m	409m	406m	408m	409m				
2	2	OZZIE BATTLER	62.72	0:27.88	03.10	06.21	13.09	0:59.37	0:58.06	0:56.56	0:06.79 [1]	0:36.78 [1]	1:06.17 [1]	1:34.84 [1]	2:02.72 [2]	1:55.93	1:54.83	+2m	0.59m
		Jack Laughler	Lead	Q4			200m	807m	806m	806m	111m	404m	403m	403m	404m				
3	1	SOMEBEACHSHADOW	60.62	0:27.59	03.22	06.49	13.40	0:59.39	0:58.06	0:56.28	0:07.07 [2]	0:37.11 [2]	1:06.46 [3]	1:35.17 [3]	2:02.75 [3]	1:55.68	1:54.86	+2m	0.93m
		Jodi Quinlan	Lead	Q4			199m	806m	807m	806m	110m	404m	404m	404m	403m				
4	6	BERNIE WINKLE NZ	58.33	0:26.90	03.47	06.93	14.20	0:59.72	0:58.20	0:55.45	0:07.61 [6]	0:37.69 [7]	1:07.34 [7]	1:35.89 [7]	2:02.79 [4]	1:55.17	1:54.89	+23m	1.40m
		Ellen Tormey	Lead	Q4			200m	815m	815m	818m	109m	410m	406m	409m	410m				
5	7	SICARIO	58.53	0:27.81	03.43	06.96	14.41	0:58.79	0:57.57	0:56.48	0:07.64 [7]	0:37.53 [6]	1:06.43 [2]	1:35.10 [2]	2:02.91 [5]	1:55.27	1:55.01	+23m	3.07m
		Daryl Douglas	Lead	Q4			202m	821m	815m	813m	110m	414m	408m	408m	406m				
6	8	JILLIBY CHEVY	60.89	0:27.52	03.53	06.78	13.73	0:59.41	0:58.04	0:56.23	0:07.35 [4]	0:37.42 [5]	1:06.76 [5]	1:35.46 [5]	2:02.99 [6]	1:55.64	1:55.07	+2m	4.10m
		Jason Lee	Lead	Q4			198m	807m	807m	806m	108m	405m	404m	404m	403m				
7	4	SAHARA SIROCCO	58.77	0:28.25	03.42	06.84	13.89	0:59.27	0:58.18	0:56.90	0:07.46 [5]	0:37.20 [3]	1:06.74 [4]	1:35.38 [4]	2:03.63 [7]	1:56.17	1:55.68	+18m	12.42m
		Chris Alford	Lead	Q4			200m	815m	813m	814m	110m	410m	406m	408m	406m				

Note: Timing is based on positional data

[ ] Indicates rank at the end of each section

-:--:- No data available for this section

N/A Information not available



HARNESS RACING VICTORIA

# Tabcorp Park Melton VIC - M-CLASS

Race 10: ALLIED EXPRESS CLAIMING PACE - 1720m

15 October 2022 - 10:52PM



**Scratched:** SHANNONSTHEMAN (5)

---

Note: Timing is based on positional data

[ ] Indicates rank at the end of each section

:-:-- No data available for this section

N/A Information not available

Data processed by  TRIPLESDATA