

# Tabcorp Park Melton VIC - M-CLASS

## Race 1: IRVIN HOWARD MEMORIAL 2022 PACE - 2240m

10 September 2022 - 6:03PM



HARNESS RACING VICTORIA

RANK	TAB	Horse/ Driver	Top Speed (Km/h)	Fastest Section	First 50m 03.38	First 100m 06.52	First 200m 13.05	First Half 1:48.36	Middle Half 2:17.21	Last Half 2:45.27	Lead Time 0:46.54	1st Quarter	2nd Quarter	3rd Quarter	4th Quarter	Last Mile	Mile Rate	Distance Travelled	Gross Time/ Margin
												1:17.76 (0:31.23)	1:48.36 (0:30.60)	2:17.21 (0:28.85)	2:45.27 (0:28.06)				
1	6	WHATS STANLEY GOT	57.64	0:27.27	03.61	07.06	14.53	1:01.83	0:59.00	0:55.79	0:47.65 [8]	1:19.01 [8]	1:49.48 [8]	2:18.00 [9]	2:45.27 [1]	1:57.62	1:58.74	+37m	2:45.27
		Greg Sugars	Lead	Q4				202m	817m	815m	820m	634m	411m	407m	409m				
2	11	LOMBO HEAVEN	57.00	0:28.13	03.91	07.37	14.28	1:01.84	0:59.07	0:56.71	0:47.32 [6]	1:18.68 [6]	1:49.16 [6]	2:17.74 [8]	2:45.87 [2]	1:58.55	1:59.17	+26m	7.76m
		James Herbertson	Lead	Q4				201m	815m	812m	814m	631m	410m	406m	407m				
3	13	WOTDIDUSAAAY	56.53	0:27.74	04.00	07.50	14.95	1:01.68	0:58.09	0:56.23	0:47.99 [10]	1:19.32 [10]	1:49.68 [10]	2:17.41 [3]	2:45.90 [3]	1:57.91	1:59.19	+33m	8.05m
		Chris Alford	Lead	Q3				201m	817m	816m	818m	632m	410m	408m	409m				
4	8	OUR CLASSIE REACTOR NZ	57.39	0:28.22	03.86	07.30	14.08	1:01.75	0:59.31	0:57.02	0:47.18 [5]	1:18.42 [5]	1:48.93 [5]	2:17.73 [7]	2:45.95 [4]	1:58.77	1:59.23	0m	8.72m
		Kerryn Manning	Lead	Q4				199m	803m	803m	806m	626m	403m	401m	402m				
5	2	SASSYOLA	59.19	0:28.50	03.45	06.74	13.56	1:01.79	0:59.42	0:57.35	0:46.87 [3]	1:18.08 [2]	1:48.66 [3]	2:17.50 [5]	2:46.01 [5]	1:59.13	1:59.27	+6m	9.59m
		Jackie Barker	Lead	Q4				199m	804m	805m	808m	628m	403m	402m	404m				
6	5	MALIBU JACK	57.31	0:28.06	03.68	07.10	14.11	1:01.77	0:59.01	0:56.54	0:47.77 [9]	1:19.04 [9]	1:49.55 [9]	2:18.04 [11]	2:46.09 [6]	1:58.32	1:59.33	+24m	10.77m
		Josh Duggan	Lead	Q4				202m	807m	809m	815m	636m	405m	403m	406m				
7	7	ROCKNTOMMY RULZ NZ	54.09	0:27.72	03.86	07.65	15.24	1:01.65	0:58.08	0:56.16	0:48.31 [11]	1:19.61 [11]	1:49.97 [11]	2:17.69 [6]	2:46.12 [7]	1:57.80	1:59.35	+37m	11.21m
		Michelle Phillips	Q3	Q3				201m	816m	816m	821m	633m	411m	407m	411m				

Note: Timing is based on positional data

[ ] Indicates rank at the end of each section

-:--:- No data available for this section

N/A Information not available



HARNESS RACING VICTORIA

# Tabcorp Park Melton VIC - M-CLASS

Race 1: IRVIN HOWARD MEMORIAL 2022 PACE - 2240m

10 September 2022 - 6:03PM



RANK	TAB	Horse/Driver	Top Speed (Km/h)	Fastest Section	First 50m	First 100m	First 200m	First Half	Middle Half	Last Half	Lead Time	1st Quarter	2nd Quarter	3rd Quarter	4th Quarter	Last Mile	Mile Rate	Distance Travelled	Gross Time/Margin
					03.38	06.52	13.05	1:48.36	2:17.21	2:45.27	0:46.54	1:17.76 (0:31.23)	1:48.36 (0:30.60)	2:17.21 (0:28.85)	2:45.27 (0:28.06)				
8	10	<b>TALENT AGENT NZ</b>	<b>59.01</b>	<b>0:28.64</b>	03.71	07.03	<b>13.86</b>	1:01.86	0:59.12	0:57.30	0:46.99 [4]	<b>1:18.38 [4]</b>	<b>1:48.85 [4]</b>	<b>2:17.49 [4]</b>	<b>2:46.16 [8]</b>	1:59.16	1:59.38	<b>+26m</b>	<b>11.57m</b>
		Tayla French	Lead	Q3			199m	814m	812m	815m	631m	410m	405m	407m	408m				
9	12	<b>SAMMYS IDEAL</b>	<b>55.36</b>	<b>0:28.27</b>	04.03	07.56	<b>14.72</b>	1:01.75	0:59.28	0:57.04	0:47.48 [7]	<b>1:18.72 [7]</b>	<b>1:49.23 [7]</b>	<b>2:18.00 [10]</b>	<b>2:46.28 [9]</b>	1:58.79	1:59.46	<b>+6m</b>	<b>13.34m</b>
		Ryan Sanderson	Lead	Q4			201m	805m	805m	807m	629m	403m	402m	403m	404m				
10	3	<b>MAJOR WATSON NZ</b>	<b>60.08</b>	<b>0:28.68</b>	03.43	06.65	<b>13.53</b>	1:01.82	0:59.16	0:57.96	0:46.74 [2]	<b>1:18.09 [3]</b>	<b>1:48.56 [2]</b>	<b>2:17.24 [2]</b>	<b>2:46.53 [10]</b>	1:59.78	1:59.64	<b>+26m</b>	<b>16.64m</b>
		Daryl Douglas	Lead	Q3			200m	814m	811m	814m	632m	410m	405m	407m	408m				
11	4	<b>ARDEN ROANOKE NZ</b>	<b>62.12</b>	<b>0:28.85</b>	03.38	06.52	<b>13.05</b>	1:01.83	0:59.46	0:58.25	0:46.53 [1]	<b>1:17.76 [1]</b>	<b>1:48.36 [1]</b>	<b>2:17.21 [1]</b>	<b>2:46.62 [11]</b>	2:00.09	1:59.71	<b>+7m</b>	<b>17.90m</b>
		Nathan Jack	Lead	Q3			201m	805m	804m	807m	629m	404m	401m	403m	405m				
12	1	<b>BALENCIAGO</b>	<b>57.30</b>	<b>0:28.31</b>	03.50	07.17	<b>15.25</b>	1:02.94	1:01.36	0:57.83	0:57.07 [12]	<b>1:28.21 [12]</b>	<b>2:00.02 [12]</b>	<b>2:29.56 [12]</b>	<b>2:57.86 [12]</b>	2:00.78	2:07.78	<b>+16m</b>	<b>168.19m</b>
		Kate Gath	Lead	Q4			198m	806m	805m	807m	636m	405m	402m	403m	405m				

Scratched: WINGATE GUY (9)

Note: Timing is based on positional data

[ ] Indicates rank at the end of each section


-:--:- No data available for this section

N/A Information not available

# Tabcorp Park Melton VIC - M-CLASS

## Race 2: DNR LOGISTICS TROT - 2240m

10 September 2022 - 6:34PM



HARNESS RACING VICTORIA

RANK	TAB	Horse/ Driver	Top Speed (Km/h)	Fastest Section	First 50m	First 100m	First 200m	First Half	Middle Half	Last Half	Lead Time	1st Quarter	2nd Quarter	3rd Quarter	4th Quarter	Last Mile	Mile Rate	Distance Travelled	Gross Time/ Margin
					03.60	07.00	14.00	1:45.77	2:14.38	2:43.91	0:46.18	1:16.07 (0:29.89)	1:45.77 (0:29.71)	2:14.38 (0:28.61)	2:43.91 (0:29.53)				
1	8	OLLIVICI NZ	53.78	0:28.71	04.18	07.95	15.22	0:59.47	0:58.33	0:57.61	0:46.83 [5]	1:16.67 [4] (0:29.84)	1:46.30 [4] (0:29.62)	2:15.01 [3] (0:28.71)	2:43.91 [1] (0:28.90)	1:57.08	1:57.76	+21m	2:43.91
		Chris Lang	Lead	Q3			201m	813m	811m	815m	631m	410m	404m	408m	408m				
2	6	JUST BELIEVE	57.81	0:28.61	03.62	07.00	14.00	0:59.60	0:58.32	0:58.35	0:46.17 [1]	1:16.07 [1] (0:29.89)	1:45.77 [1] (0:29.71)	2:14.38 [1] (0:28.61)	2:44.12 [2] (0:29.74)	1:57.95	1:57.92	+6m	2.82m
		Greg Sugars	Lead	Q3			202m	806m	805m	808m	630m	405m	402m	404m	405m				
3	4	ZAREM	52.97	0:28.64	03.87	07.87	15.55	0:59.50	0:58.34	0:58.28	0:47.14 [7]	1:16.96 [6] (0:29.81)	1:46.64 [6] (0:29.69)	2:15.28 [5] (0:28.64)	2:44.94 [3] (0:29.66)	1:57.80	1:58.51	+23m	14.07m
		Ellen Tormey	Lead	Q3			202m	814m	811m	812m	634m	409m	406m	406m	407m				
4	1	CHIEF RUNNINGCLOUD	55.67	0:28.94	03.67	07.27	14.64	0:59.63	0:58.68	0:58.57	0:46.80 [4]	1:16.71 [5] (0:29.90)	1:46.44 [5] (0:29.74)	2:15.38 [6] (0:28.94)	2:45.03 [4] (0:29.64)	1:58.22	1:58.56	+3m	15.45m
		Tayla French	Lead	Q3			199m	806m	805m	809m	625m	405m	402m	404m	406m				
5	7	MUFASA METRO NZ	57.50	0:28.65	03.60	07.00	14.31	0:59.54	0:58.36	0:59.11	0:46.48 [2]	1:16.32 [2] (0:29.83)	1:46.03 [2] (0:29.71)	2:14.68 [2] (0:28.65)	2:45.14 [5] (0:30.46)	1:58.65	1:58.64	+21m	16.90m
		John Justice	Lead	Q3			201m	814m	812m	811m	633m	410m	405m	407m	404m				
6	5	CUCHULAINN NZ	53.33	0:28.82	03.94	07.78	15.74	0:59.54	0:58.42	0:58.36	0:47.47 [8]	1:17.41 [8] (0:29.94)	1:47.01 [8] (0:29.60)	2:15.83 [8] (0:28.82)	2:45.37 [6] (0:29.54)	1:57.90	1:58.81	+12m	20.33m
		Chris Svanosio	Lead	Q3			202m	808m	810m	810m	631m	404m	405m	406m	405m				
7	2	KYVALLEY FINN	54.15	0:28.83	03.78	07.55	15.04	0:59.65	0:58.50	0:58.91	0:47.12 [6]	1:17.10 [7] (0:29.98)	1:46.77 [7] (0:29.67)	2:15.60 [7] (0:28.83)	2:45.69 [7] (0:30.08)	1:58.56	1:59.04	+8m	24.39m
		Chris Alford	Lead	Q3			199m	805m	806m	813m	627m	403m	402m	405m	409m				

Note: Timing is based on positional data

[ ] Indicates rank at the end of each section


-:--:- No data available for this section

N/A Information not available

# Tabcorp Park Melton VIC - M-CLASS

## Race 2: DNR LOGISTICS TROT - 2240m

10 September 2022 - 6:34PM



HARNESS RACING VICTORIA

RANK	TAB	Horse/ Driver	Top Speed (Km/h)	Fastest Section	First 50m	First 100m	First 200m	First Half	Middle Half	Last Half	Lead Time	1st Quarter	2nd Quarter	3rd Quarter	4th Quarter	Last Mile	Mile Rate	Distance Travelled	Gross Time/ Margin
					03.60	07.00	14.00	1:45.77	2:14.38	2:43.91	0:46.18	1:16.07 (0:29.89)	1:45.77 (0:29.71)	2:14.38 (0:28.61)	2:43.91 (0:29.53)				
8	3	ANYWHERE HUGO	56.13	0:28.93	03.63	07.15	14.27	0:59.66	0:58.71	1:00.92	0:46.50 [3]	1:16.37 [3]	1:46.16 [3]	2:15.09 [4]	2:47.07 [8]	2:00.56	2:00.03	+2m	42.22m
		Ross Payne	Lead	Q3			200m	806m	804m	806m	627m	406m	402m	403m	403m				
9	9	OUR DELSON NZ	51.18	0:29.08	04.69	09.80	18.03	0:59.90	1:03.70	1:07.00	0:48.91 [9]	1:17.99 [9]	1:48.81 [9]	2:21.70 [9]	2:55.81 [9]	2:06.90	2:06.31	0m	159.95m
		Emmett Brosnan	Q1	Q1			200m	805m	803m	806m	626m	404m	401m	403m	404m				

Note: Timing is based on positional data

[ ] Indicates rank at the end of each section

-:--:-- No data available for this section

N/A Information not available

# Tabcorp Park Melton VIC - M-CLASS

## Race 3: HIP POCKET WORKWEAR & SAFETY 2YO PACE - 1720m

10 September 2022 - 7:01PM



HARNESS RACING VICTORIA

RANK	TAB	Horse/ Driver	Top Speed (Km/h)	Fastest Section	First	First	First	First	Middle	Last	Lead Time	1st	2nd	3rd	4th	Last Mile	Mile Rate	Distance Travelled	Gross Time/ Margin
					50m	100m	200m	Half	Half	Half		Half	Quarter	Quarter	Quarter				
1	5	MAJOR DELIGHT	59.62	0:27.55	03.46	06.68	13.50	0:59.83	1:00.03	0:56.32	0:07.20 [2]	0:35.78 [1]	1:07.03 [1]	1:35.81 [1]	2:03.35 [1]	1:56.14	1:55.42	+8m	2:03.35
		(0:28.56)	(0:31.26)	(0:28.77)								(0:27.55)							
		Mark Pitt	Q1	Q4			202m	812m	806m	806m	111m	410m	403m	404m	403m	1618m			
2	1	OUR PRINCESS DI	58.71	0:27.72	03.42	06.72	13.42	1:00.07	1:00.01	0:56.53	0:07.24 [3]	0:36.12 [2]	1:07.31 [2]	1:36.14 [2]	2:03.85 [2]	1:56.61	1:55.88	+1m	6.65m
		(0:28.88)	(0:31.19)	(0:28.82)								(0:27.72)							
		David Miles	Q1	Q4			200m	806m	805m	806m	110m	404m	402m	403m	404m	1611m			
3	2	DELIGHTFULL TAMMY	57.80	0:27.56	03.44	06.79	13.73	1:00.32	1:00.00	0:56.33	0:07.34 [4]	0:36.40 [4]	1:07.66 [5]	1:36.41 [4]	2:03.98 [3]	1:56.64	1:56.01	+3m	8.38m
		(0:29.06)	(0:31.25)	(0:28.76)								(0:27.56)							
		Kerryn Manning	Lead	Q4			199m	806m	804m	807m	110m	405m	401m	404m	405m	1613m			
4	7	OZZIE SWEET PEA	56.53	0:27.44	03.55	06.99	14.35	1:00.33	0:59.81	0:56.35	0:07.56 [6]	0:37.02 [7]	1:07.91 [6]	1:36.83 [7]	2:04.26 [4]	1:56.68	1:56.27	+25m	12.11m
		(0:29.44)	(0:30.89)	(0:28.92)								(0:27.44)							
		Jack Laugher	Q1	Q4			204m	820m	813m	816m	110m	415m	406m	408m	410m	1635m			
5	4	EMJAYBEE	57.52	0:27.75	03.43	06.87	14.08	1:00.18	0:59.92	0:56.67	0:07.45 [5]	0:36.64 [6]	1:07.63 [4]	1:36.56 [5]	2:04.30 [5]	1:56.84	1:56.30	+22m	12.50m
		(0:29.18)	(0:31.00)	(0:28.92)								(0:27.75)							
		Daryl Douglas	Lead	Q4			201m	816m	814m	817m	110m	410m	407m	408m	410m	1632m			
6	6	CREDULOUS	55.57	0:27.70	03.64	07.20	14.09	1:00.15	1:00.03	0:56.43	0:07.78 [7]	0:36.63 [5]	1:07.94 [7]	1:36.67 [6]	2:04.36 [6]	1:56.57	1:56.36	+3m	13.38m
		(0:28.85)	(0:31.30)	(0:28.73)								(0:27.70)							
		Tayla French	Q1	Q4			200m	807m	805m	807m	110m	405m	403m	403m	405m	1613m			
7	3	GODSGIFT	59.09	0:28.95	03.37	06.67	13.39	1:00.17	0:59.94	0:58.34	0:07.17 [1]	0:36.34 [3]	1:07.34 [3]	1:36.28 [3]	2:05.68 [7]	1:58.51	1:57.59	+18m	31.05m
		(0:29.17)	(0:30.99)	(0:28.95)								(0:29.39)							
		Bailey McDonough	Q1	Q3			201m	816m	811m	813m	109m	411m	406m	406m	408m	1628m			

Note: Timing is based on positional data

[ ] Indicates rank at the end of each section

-:--:- No data available for this section

N/A Information not available

# Tabcorp Park Melton VIC - M-CLASS

Race 4: DOWNLOAD THE TAB APP TODAY PACE - 2240m

10 September 2022 - 7:37PM



HARNESS RACING VICTORIA

RANK	TAB	Horse/Driver	Top Speed (Km/h)	Fastest Section	First 50m	First 100m	First 200m	First Half	Middle Half	Last Half	Lead Time	1st Quarter	2nd Quarter	3rd Quarter	4th Quarter	Last Mile	Mile Rate	Distance Travelled	Gross Time/Margin
					03.32	06.48	13.25	1:44.94	2:12.48	2:40.30	0:44.95	1:14.52 (0:29.57)	1:44.94 (0:30.42)	2:12.48 (0:27.54)	2:40.30 (0:27.82)				
1	1	CATCH A WAVE	61.21	0:27.54	03.33	06.48	13.25	1:00.00	0:57.96	0:55.36	0:44.94 [1]	1:14.52 [1]	1:44.94 [1]	2:12.48 [1]	2:40.30 [1]	1:55.36	1:55.17	0m	2:40.30
		Kate Gath	Lead	Q3				199m	806m	804m	805m	628m	404m	402m	403m				
2	2	MIGHTY FLYING ART NZ	60.98	0:27.62	03.32	06.52	13.59	0:59.98	0:58.02	0:55.43	0:45.25 [2]	1:14.85 [2]	1:45.24 [2]	2:12.86 [3]	2:40.68 [2]	1:55.42	1:55.44	+2m	4.99m
		Jack Laugher	Lead	Q3				199m	807m	806m	805m	629m	405m	403m	404m				
3	3	SAHARA TIGER	56.77	0:27.47	03.78	07.23	14.39	0:59.88	0:58.51	0:55.59	0:45.93 [4]	1:15.45 [4]	1:45.82 [4]	2:13.95 [7]	2:41.41 [3]	1:55.47	1:55.97	+7m	14.97m
		Ryan Sanderson	Lead	Q4				198m	808m	807m	810m	628m	405m	403m	404m				
4	5	HULI NIEN	57.13	0:26.74	03.87	07.38	14.73	0:59.62	0:56.83	0:55.74	0:46.27 [5]	1:15.80 [5]	1:45.90 [5]	2:12.63 [2]	2:41.64 [4]	1:55.36	1:56.13	+11m	17.72m
		John Justice	Q3	Q3				200m	811m	811m	811m	629m	407m	405m	407m				
5	6	SICARIO	55.40	0:27.16	03.78	07.39	15.12	0:59.21	0:56.92	0:55.68	0:47.25 [8]	1:16.71 [8]	1:46.46 [8]	2:13.63 [5]	2:42.15 [5]	1:54.89	1:56.50	+13m	24.89m
		Anthony Butt	Q3	Q3				202m	809m	811m	811m	633m	405m	405m	407m				
6	4	KHAKI NUI NZ	58.76	0:27.02	03.59	06.94	14.35	0:59.53	0:57.10	0:56.76	0:46.67 [6]	1:16.14 [6]	1:46.20 [7]	2:13.23 [4]	2:42.97 [6]	1:56.28	1:57.09	+9m	35.62m
		Daryl Douglas	Lead	Q3				200m	811m	811m	807m	631m	406m	406m	406m				
7	7	SHORTYS MATE NZ	54.91	0:28.19	03.83	07.60	15.53	0:59.17	0:57.92	0:57.90	0:46.99 [7]	1:16.42 [7]	1:46.16 [6]	2:14.35 [8]	2:44.06 [7]	1:57.07	1:57.87	+6m	50.18m
		Ellen Tormey	Lead	Q3				202m	805m	806m	809m	632m	404m	402m	405m				


Note: Timing is based on positional data

- [ ] Indicates rank at the end of each section
- :--:- No data available for this section
- N/A Information not available

# Tabcorp Park Melton VIC - M-CLASS

Race 4: DOWNLOAD THE TAB APP TODAY PACE - 2240m

10 September 2022 - 7:37PM



HARNESS RACING VICTORIA

RANK	TAB	Horse/Driver	Top Speed (Km/h)	Fastest Section	First 50m	First 100m	First 200m	First Half	Middle Half	Last Half	Lead Time	1st Quarter	2nd Quarter	3rd Quarter	4th Quarter	Last Mile	Mile Rate	Distance Travelled	Gross Time/Margin
8	8	SHANNONSTHEMAN	58.07	0:28.39	03.32	06.48	13.25	1:44.94	2:12.48	2:40.30	0:44.95	1:14.52 (0:29.57)	1:44.94 (0:30.42)	2:12.48 (0:27.54)	2:40.30 (0:27.82)	1:58.80	1:58.11	+1m	54.88m
		Conor Crook	Lead	Q3	03.73	07.08	14.00	0:59.93	0:58.80	0:58.87	0:45.59 [3]	1:15.13 [3] (0:29.53)	1:45.53 [3] (0:30.41)	2:13.92 [6] (0:28.39)	2:44.40 [8] (0:30.47)				
							199m	806m	806m	805m	629m	404m	403m	404m	402m	1611m			

Note: Timing is based on positional data

[ ] Indicates rank at the end of each section

-:--:-- No data available for this section

N/A Information not available

# Tabcorp Park Melton VIC - M-CLASS

Race 5: HYGAIN PACE - 2240m

10 September 2022 - 8:06PM



HARNESS RACING VICTORIA

RANK	TAB	Horse/ Driver	Top Speed (Km/h)	Fastest Section	First 50m	First 100m	First 200m	First Half	Middle Half	Last Half	Lead Time	1st Quarter	2nd Quarter	3rd Quarter	4th Quarter	Last Mile	Mile Rate	Distance Travelled	Gross Time/ Margin
					03.31	06.46	13.27	1:44.75	2:12.68	2:41.28	0:44.79	1:14.66 (0:29.87)	1:44.75 (0:30.09)	2:12.68 (0:27.92)	2:41.28 (0:28.62)				
1	1	<b>PULL THE OTHER LEG NZ</b>	<b>61.77</b>	<b>0:27.92</b>	<b>03.31</b>	<b>06.46</b>	<b>13.27</b>	0:59.96	0:58.01	0:56.54	0:44.79 [1]	<b>1:14.66 [1]</b>	<b>1:44.75 [1]</b>	<b>2:12.68 [1]</b>	<b>2:41.28 [1]</b>	1:56.50	1:55.88	<b>+1m</b>	<b>2:41.28</b>
		Kate Gath	Lead	Q3				199m	803m	804m	806m	628m	402m	402m	403m				
2	4	<b>MAJOR MAL</b>	<b>57.59</b>	<b>0:27.89</b>	<b>03.54</b>	<b>06.99</b>	<b>13.89</b>	1:00.00	0:58.01	0:56.09	0:45.34 [4]	<b>1:15.25 [4]</b>	<b>1:45.35 [5]</b>	<b>2:13.24 [5]</b>	<b>2:41.45 [2]</b>	1:56.10	1:55.99	<b>+4m</b>	<b>2.32m</b>
		James Herbertson	Lead	Q3				199m	805m	805m	807m	628m	403m	402m	404m				
3	11	<b>RICK REILLY NZ</b>	<b>57.02</b>	<b>0:27.79</b>	<b>04.06</b>	<b>07.51</b>	<b>14.65</b>	0:59.62	0:57.79	0:55.66	0:46.27 [8]	<b>1:15.97 [9]</b>	<b>1:45.90 [8]</b>	<b>2:13.77 [10]</b>	<b>2:41.56 [3]</b>	1:55.28	1:56.07	<b>+29m</b>	<b>4.37m</b>
		Jack Laughher	Lead	Q4				200m	815m	814m	818m	631m	409m	407m	408m				
4	13	<b>VANQUISH STRIDE NZ</b>	<b>56.01</b>	<b>0:27.33</b>	<b>04.27</b>	<b>07.81</b>	<b>14.97</b>	0:59.60	0:57.25	0:55.53	0:46.56 [9]	<b>1:16.25 [11]</b>	<b>1:46.17 [11]</b>	<b>2:13.51 [7]</b>	<b>2:41.70 [4]</b>	1:55.13	1:56.18	<b>+30m</b>	<b>5.65m</b>
		Ryan Sanderson	Q3	Q3				199m	815m	815m	819m	632m	410m	406m	410m				
5	12	<b>KOSIMO</b>	<b>56.49</b>	<b>0:27.88</b>	<b>03.97</b>	<b>07.60</b>	<b>15.11</b>	0:59.28	0:57.99	0:55.90	0:46.69 [10]	<b>1:15.87 [8]</b>	<b>1:45.99 [9]</b>	<b>2:13.87 [11]</b>	<b>2:41.89 [5]</b>	1:55.19	1:56.31	<b>+9m</b>	<b>8.29m</b>
		Daryl Douglas	Lead	Q3				201m	804m	806m	807m	634m	402m	402m	404m				
6	8	<b>ALLSHOOKUP</b>	<b>61.06</b>	<b>0:27.91</b>	<b>03.70</b>	<b>06.89</b>	<b>13.56</b>	1:00.00	0:58.02	0:56.93	0:45.05 [2]	<b>1:14.95 [2]</b>	<b>1:45.06 [3]</b>	<b>2:12.97 [2]</b>	<b>2:41.99 [6]</b>	1:56.93	1:56.38	<b>+2m</b>	<b>9.51m</b>
		Nathan Jack	Lead	Q3				199m	804m	804m	806m	627m	403m	402m	403m				
7	2	<b>DUKE OF DUNDEE NZ</b>	<b>61.00</b>	<b>0:28.16</b>	<b>03.31</b>	<b>06.52</b>	<b>13.64</b>	0:59.87	0:58.12	0:57.28	0:45.37 [5]	<b>1:15.28 [5]</b>	<b>1:45.24 [4]</b>	<b>2:13.41 [6]</b>	<b>2:42.54 [7]</b>	1:57.16	1:56.78	<b>+28m</b>	<b>16.91m</b>
		Ellen Tormey	Lead	Q3				200m	816m	814m	814m	633m	410m	407m	408m				

Note: Timing is based on positional data

[ ] Indicates rank at the end of each section

-:--:-- No data available for this section

N/A Information not available



# Tabcorp Park Melton VIC - M-CLASS

Race 5: HYGAIN PACE - 2240m

10 September 2022 - 8:06PM



HARNESS RACING VICTORIA

RANK	TAB	Horse/Driver	Top Speed (Km/h)	Fastest Section	First 50m	First 100m	First 200m	First Half	Middle Half	Last Half	Lead Time	1st Quarter	2nd Quarter	3rd Quarter	4th Quarter	Last Mile	Mile Rate	Distance Travelled	Gross Time/Margin
												1:14.66 (0:29.87)	1:44.75 (0:27.92)	2:12.68 (0:27.92)	2:41.28 (0:28.62)				
8	6	ULTIMATE HUGHEY	56.78	0:27.73	03.55	07.05	14.70	0:59.18	0:57.82	0:56.46	0:47.11 [12]	1:16.18 [10]	1:46.28 [12]	2:14.01 [12]	2:42.74 [8]	1:55.63	1:56.92	+20m	19.65m
		(0:29.07)	(0:30.10)	(0:27.73)								(0:28.73)							
		Thomas Gilligan	Lead	Q3			203m	804m	808m	815m	638m	403m	402m	406m	409m	1618m			
9	9	HAYDEN BROMAC NZ	58.44	0:27.87	03.99	07.32	14.20	0:59.98	0:57.97	0:57.17	0:45.67 [6]	1:15.56 [6]	1:45.65 [7]	2:13.52 [8]	2:42.82 [9]	1:57.14	1:56.98	0m	20.46m
		(0:29.88)	(0:30.10)	(0:27.87)								(0:29.28)							
		Jordan Leedham	Lead	Q3			199m	805m	804m	804m	627m	404m	402m	403m	402m	1608m			
10	7	LOVE INA CHEVY NZ	57.04	0:27.24	03.60	07.10	14.90	0:59.05	0:56.71	0:56.90	0:46.93 [11]	1:16.54 [12]	1:45.99 [10]	2:13.24 [4]	2:42.90 [11]	1:55.96	1:57.03	+36m	21.44m
		(0:29.60)	(0:29.46)	(0:27.24)				(0:29.66)											
		Jackie Barker	Lead	Q3			202m	816m	817m	818m	638m	409m	407m	410m	408m	1632m			
11	5	FYNN FROST NZ	56.89	0:28.10	03.64	07.10	14.33	0:59.72	0:58.03	0:57.28	0:45.88 [7]	1:15.68 [7]	1:45.60 [6]	2:13.71 [9]	2:42.88 [10]	1:57.00	1:57.03	+24m	21.59m
		(0:29.80)	(0:29.92)	(0:28.10)								(0:29.18)							
		Chris Alford	Lead	Q3			201m	815m	813m	812m	632m	409m	407m	407m	407m	1626m			
12	3	ACCELERE NZ	59.69	0:28.16	03.38	06.66	13.57	0:59.86	0:58.13	0:58.16	0:45.11 [3]	1:15.01 [3]	1:44.98 [2]	2:13.14 [3]	2:43.14 [12]	1:58.03	1:57.21	+28m	24.81m
		(0:29.89)	(0:29.97)	(0:28.16)								(0:30.01)							
		Josh Duggan	Lead	Q3			201m	815m	813m	812m	636m	410m	406m	408m	406m	1626m			

Scratched: SOEXTRA (10)

Note: Timing is based on positional data

[ ] Indicates rank at the end of each section

-:--:- No data available for this section

N/A Information not available

# Tabcorp Park Melton VIC - M-CLASS

## Race 6: OPUS GROUP AUSTRALASIAN TROTTING CHAMPIONSHIP (GROUP 1) - 2760m



10 September 2022 - 8:34PM



HARNESS RACING VICTORIA

RANK	TAB	Horse/ Driver	Top Speed (Km/h)	Fastest Section	First 50m	First 100m	First 200m	First Half	Middle Half	Last Half	Lead Time	1st Quarter	2nd Quarter	3rd Quarter	4th Quarter	Last Mile	Mile Rate	Distance Travelled	Gross Time/ Margin
					05.30	09.20	16.67	2:34.39	3:02.02	3:31.00	1:32.39	2:04.68 (0:32.28)	2:34.39 (0:29.71)	3:02.02 (0:27.63)	3:31.00 (0:28.98)				
1	3	ALDEBARAN ZEUS	53.95	0:27.63	05.89	09.99	17.47	1:01.99	0:57.34	0:56.61	1:32.39 [1]	2:04.68 [1]	2:34.39 [1]	3:02.02 [1]	3:31.00 [1]	1:58.61	2:03.03	+6m	3:31.00
		Chris Alford	Q3	Q3			200m	804m	808m	808m		1154m	402m	403m	406m				
2	13	MAORI LAW	53.72	0:27.76	07.28	11.30	18.83	1:00.76	0:57.17	0:56.66	1:33.72 [7]	2:05.06 [4]	2:34.48 [2]	3:02.24 [2]	3:31.14 [2]	1:57.41	2:03.11	+30m	1.68m
		Greg Sugars	Q3	Q3			201m	816m	814m	813m		1161m	411m	407m	408m				
3	5	BALTICA NZ	54.03	0:27.64	05.60	09.56	17.01	1:01.93	0:57.33	0:56.55	1:33.06 [3]	2:05.30 [5]	2:35.00 [5]	3:02.63 [5]	3:31.54 [3]	1:58.47	2:03.35	+2m	7.36m
		Emmett Brosnan	Q3	Q3			201m	806m	806m	807m		1150m	404m	403m	404m				
4	12	SUNDONS COURAGE	54.52	0:27.70	07.23	11.23	19.15	1:01.35	0:57.42	0:56.17	1:34.06 [9]	2:05.69 [8]	2:35.41 [7]	3:03.12 [7]	3:31.57 [4]	1:57.52	2:03.37	+33m	7.91m
		Mark Pitt	Q3	Q3			202m	816m	814m	815m		1162m	410m	407m	408m				
5	9	ADELLE NZ	54.45	0:27.71	06.80	10.81	18.34	1:01.71	0:57.46	0:56.52	1:33.41 [5]	2:05.38 [6]	2:35.12 [6]	3:02.83 [6]	3:31.64 [5]	1:58.22	2:03.41	+32m	8.74m
		Kerryn Manning	Q3	Q3			202m	815m	815m	816m		1163m	408m	408m	408m				
6	4	ROBBIE ROYALE NZ	53.82	0:27.66	05.30	09.20	16.67	1:01.96	0:57.35	0:57.15	1:32.72 [2]	2:04.99 [2]	2:34.68 [3]	3:02.34 [3]	3:31.83 [6]	1:59.11	2:03.52	0m	11.14m
		Daryl Douglas	Q3	Q3			200m	804m	806m	807m		1150m	403m	402m	405m				
7	10	PARISIAN ARTISTE	54.62	0:27.59	07.10	11.81	20.73	1:01.44	0:57.39	0:56.18	1:34.36 [11]	2:05.99 [10]	2:35.80 [10]	3:03.39 [9]	3:31.98 [7]	1:57.62	2:03.60	+24m	13.22m
		Tayla French	Q3	Q3			202m	816m	812m	812m		1157m	410m	407m	406m				

Note: Timing is based on positional data

[ ] Indicates rank at the end of each section

-:--:- No data available for this section

N/A Information not available

# Tabcorp Park Melton VIC - M-CLASS

## Race 6: OPUS GROUP AUSTRALASIAN TROTTING CHAMPIONSHIP (GROUP 1) - 2760m



10 September 2022 - 8:34PM



HARNESS RACING VICTORIA

RANK	TAB	Horse/Driver	Top Speed (Km/h)	Fastest Section	First 50m	First 100m	First 200m	First Half	Middle Half	Last Half	Lead Time	1st Quarter	2nd Quarter	3rd Quarter	4th Quarter	Last Mile	Mile Rate	Distance Travelled	Gross Time/Margin
					05.30	09.20	16.67	2:34.39	3:02.02	3:31.00	1:32.39	2:04.68 (0:32.28)	2:34.39 (0:29.71)	3:02.02 (0:27.63)	3:31.00 (0:28.98)				
8	7	HAVEHORSEWILLTRAVEL NZ	54.54	0:27.65	05.97	11.67	19.46	1:01.81	0:57.41	0:56.03	1:34.25 [10]	2:06.30 [11] (0:32.05)	2:36.06 [11] (0:29.76)	3:03.71 [11] (0:27.65)	3:32.09 [8] (0:28.38)	1:57.84	2:03.67	+7m	14.66m
		Kate Gath	Q3	Q3			202m	806m	808m	811m	1152m	404m	403m	406m	406m				
9	11	POWDERKEG	53.93	0:27.75	06.63	10.56	17.96	1:01.71	0:57.49	0:57.42	1:33.08 [4]	2:05.05 [3] (0:31.97)	2:34.79 [4] (0:29.74)	3:02.54 [4] (0:27.75)	3:32.21 [9] (0:29.66)	1:59.12	2:03.74	+27m	16.20m
		Lisa Miles	Q3	Q3			201m	813m	814m	815m	1159m	408m	406m	409m	407m				
10	8	HATCHBACK	54.21	0:27.67	06.86	10.93	18.40	1:01.89	0:57.44	0:56.86	1:33.86 [8]	2:05.99 [9] (0:32.12)	2:35.76 [9] (0:29.77)	3:03.43 [10] (0:27.67)	3:32.61 [10] (0:29.19)	1:58.75	2:03.97	+2m	21.67m
		John Justice	Q3	Q3			200m	806m	806m	807m	1150m	404m	402m	405m	404m				
11	1	MARGARET RUTH	54.20	0:27.70	06.16	10.41	18.05	1:01.92	0:57.45	0:57.19	1:33.51 [6]	2:05.68 [7] (0:32.17)	2:35.43 [8] (0:29.75)	3:03.13 [8] (0:27.70)	3:32.62 [11] (0:29.49)	1:59.11	2:03.98	+1m	21.74m
		Anne-Maree Conroy	Q3	Q3			200m	805m	807m	806m	1150m	402m	404m	404m	403m				
12	2	BRANDLO PRINCE	49.59	0:31.20	07.96	15.36	23.86	1:03.99	1:03.83	1:03.32	1:39.04 [12]	2:11.33 [12] (0:32.28)	2:43.03 [12] (0:31.71)	3:15.15 [12] (0:32.12)	3:46.35 [12] (0:31.20)	2:07.31	2:11.99	+5m	206.10m
		Chris Svanosio	Q4	Q4			203m	806m	806m	806m	1154m	404m	403m	404m	403m				

Scratched: ZAREM (6)

Note: Timing is based on positional data

[ ] Indicates rank at the end of each section

-:--:- No data available for this section

N/A Information not available

# Tabcorp Park Melton VIC - M-CLASS

## Race 7: VHRC CADUCEUS CLASSIC (GROUP 1) - 1720m

10 September 2022 - 9:15PM



HARNESS RACING VICTORIA

RANK	TAB	Horse/ Driver	Top Speed (Km/h)	Fastest Section	First 50m	First 100m	First 200m	First Half	Middle Half	Last Half	Lead Time	1st Quarter	2nd Quarter	3rd Quarter	4th Quarter	Last Mile	Mile Rate	Distance Travelled	Gross Time/ Margin
					03.09	06.12	12.40	1:02.93	1:30.09	1:58.21	0:06.65	0:33.35 (0:26.70)	1:02.93 (0:29.57)	1:30.09 (0:27.16)	1:58.21 (0:28.12)				
1	3	ROCK N ROLL DOO NZ	60.09	0:26.75	03.44	06.67	13.14	0:56.70	0:55.83	0:54.28	0:07.21 [6]	0:34.83 [7]	1:03.92 [6]	1:30.67 [4]	1:58.21 [1]	1:51.00	1:50.61	+21m	1:58.21
		Michael Stanley	Q1	Q3				201m	815m	814m	815m	110m	409m	407m	408m				
2	6	MAX DELIGHT	59.18	0:27.18	03.44	06.76	13.87	0:56.87	0:55.93	0:54.36	0:07.34 [8]	0:35.47 [9]	1:04.21 [8]	1:31.40 [9]	1:58.57 [2]	1:51.23	1:50.95	+11m	5.00m
		Greg Sugars	Lead	Q3				203m	811m	807m	810m	110m	408m	404m	404m				
3	7	BULLETPROOF BOY	58.58	0:26.84	03.43	06.77	13.92	0:57.13	0:55.78	0:54.08	0:07.37 [9]	0:35.56 [10]	1:04.51 [10]	1:31.34 [8]	1:58.57 [3]	1:51.20	1:50.95	+27m	5.11m
		Scott Ewen	Lead	Q3				202m	822m	815m	816m	109m	416m	408m	408m				
4	5	WILLIE GO WEST NZ	59.35	0:26.83	03.44	06.72	13.51	0:56.92	0:55.82	0:54.39	0:07.30 [7]	0:35.21 [8]	1:04.22 [9]	1:31.04 [7]	1:58.60 [4]	1:51.30	1:50.97	+21m	5.18m
		Chris Alford	Lead	Q3				201m	816m	813m	816m	109m	411m	406m	408m				
5	10	HONOLUA BAY	63.35	0:26.87	03.36	06.40	12.76	0:56.35	0:55.69	0:56.22	0:06.90 [4]	0:34.43 [5]	1:03.25 [2]	1:30.12 [2]	1:59.47 [5]	1:52.56	1:51.79	+16m	16.63m
		Mark Pitt	Q1	Q3				201m	814m	812m	812m	111m	409m	406m	407m				
6	9	SUPREME DOMINATOR NZ	62.76	0:27.02	03.40	06.48	12.72	0:56.59	0:56.83	0:56.02	0:06.98 [5]	0:34.00 [3]	1:03.57 [5]	1:30.83 [6]	1:59.59 [6]	1:52.60	1:51.90	+1m	18.29m
		James Herbertson	Q1	Q1				201m	805m	805m	806m	110m	404m	402m	404m				
7	2	TORRID SAINT	63.37	0:27.15	03.09	06.12	12.48	0:56.92	0:56.45	0:56.17	0:06.64 [1]	0:34.27 [4]	1:03.56 [4]	1:30.71 [5]	1:59.73 [7]	1:53.08	1:52.03	+16m	20.37m
		Jack Laugher	Q1	Q3				200m	814m	813m	812m	109m	408m	407m	408m				

Note: Timing is based on positional data

[ ] Indicates rank at the end of each section

-:--:- No data available for this section

N/A Information not available



# Tabcorp Park Melton VIC - M-CLASS

## Race 7: VHRC CADUCEUS CLASSIC (GROUP 1) - 1720m

10 September 2022 - 9:15PM



HARNESS RACING VICTORIA

RANK	TAB	Horse/Driver	Top Speed (Km/h)	Fastest Section	First 50m	First 100m	First 200m	First Half	Middle Half	Last Half	Lead Time	1st Quarter	2nd Quarter	3rd Quarter	4th Quarter	Last Mile	Mile Rate	Distance Travelled	Gross Time/Margin
												0:33.35 (0:26.70)	1:02.93 (0:29.57)	1:30.09 (0:27.16)	1:58.21 (0:28.12)				
8	4	<b>COPY THAT NZ</b>	<b>63.19</b>	<b>0:26.61</b>	<b>03.16</b>	<b>06.24</b>	<b>12.53</b>	<b>0:56.19</b>	0:56.74	0:56.91	0:06.74 [3]	<b>0:33.35 [1]</b>	<b>1:02.93 [1]</b>	<b>1:30.09 [1]</b>	<b>1:59.84 [8]</b>	1:53.10	1:52.13	<b>+8m</b>	<b>21.67m</b>
		Nathan Jack	Q1	Q1			202m	<b>812m</b>	805m	806m	110m	<b>410m</b>	403m	403m	404m				
9	1	<b>TANGO TARA NZ</b>	<b>63.25</b>	<b>0:26.97</b>	<b>03.13</b>	<b>06.18</b>	<b>12.40</b>	0:56.60	0:56.90	0:56.67	0:06.69 [2]	<b>0:33.67 [2]</b>	<b>1:03.30 [3]</b>	<b>1:30.56 [3]</b>	<b>1:59.97 [9]</b>	1:53.27	1:52.25	<b>0m</b>	<b>23.48m</b>
		Kate Gath	Q1	Q1			<b>199m</b>	805m	805m	806m	109m	404m	402m	404m	403m				
10	11	<b>RACKEMUP TIGERPIE</b>	<b>60.88</b>	<b>0:27.03</b>	<b>03.69</b>	<b>06.90</b>	<b>13.23</b>	0:56.51	0:57.01	0:58.49	0:07.42 [10]	<b>0:34.45 [6]</b>	<b>1:03.93 [7]</b>	<b>1:31.46 [10]</b>	<b>2:02.42 [10]</b>	1:55.00	1:54.55	<b>+1m</b>	<b>56.20m</b>
		Daryl Douglas	Q1	Q1			200m	805m	805m	806m	110m	403m	403m	403m	403m				

Scratched: HULI NIEN (8)

Note: Timing is based on positional data

[ ] Indicates rank at the end of each section

-:--:-- No data available for this section

N/A Information not available

# Tabcorp Park Melton VIC - M-CLASS

## Race 8: ALABAR VICBRED PLATINUM PACE (GROUP 3) - 2240m

10 September 2022 - 9:42PM



HARNESS RACING VICTORIA

RANK	TAB	Horse/Driver	Top Speed (Km/h)	Fastest Section	First 50m	First 100m	First 200m	First Half	Middle Half	Last Half	Lead Time	1st Quarter	2nd Quarter	3rd Quarter	4th Quarter	Last Mile	Mile Rate	Distance Travelled	Gross Time/Margin
					03.33	06.48	12.87	1:45.96	2:13.46	2:41.97	0:45.03	1:15.90 (0:30.87)	1:45.96 (0:30.06)	2:13.46 (0:27.50)	2:41.97 (0:28.51)				
1	4	PETILLANTE	62.06	0:27.49	03.33	06.48	12.87	1:00.94	0:57.56	0:56.00	0:45.02 [1]	1:15.90 [1]	1:45.96 [1]	2:13.46 [1]	2:41.97 [1]	1:56.37	0m	2:41.97	
		Mark Pitt	Lead	Q3			201m	805m	807m	807m	630m	402m	403m	405m	403m				1611m
2	3	RUBY WINGATE	60.22	0:27.56	03.39	06.63	13.21	1:00.87	0:57.62	0:55.76	0:45.37 [2]	1:16.21 [2]	1:46.24 [2]	2:13.82 [2]	2:42.00 [2]	1:56.39	+1m	0.51m	
		Michael Bellman	Lead	Q3			199m	806m	807m	807m	627m	404m	402m	405m	403m				1612m
3	6	JUST HOPE	56.57	0:27.56	03.62	07.15	14.46	0:59.92	0:57.16	0:55.53	0:46.70 [6]	1:17.04 [6]	1:46.63 [5]	2:14.20 [4]	2:42.15 [3]	1:56.50	+20m	2.35m	
		Nathan Jack	Lead	Q3			201m	814m	814m	816m	631m	407m	407m	408m	409m				1628m
4	5	ART OF SHENG LI	57.52	0:27.63	03.52	06.94	14.10	1:00.01	0:57.22	0:56.19	0:46.32 [5]	1:16.74 [4]	1:46.34 [3]	2:13.96 [3]	2:42.52 [4]	1:56.77	+15m	7.40m	
		Daryl Douglas	Lead	Q3			199m	812m	813m	812m	631m	406m	407m	407m	406m				1623m
5	1	NIKI NAH NAH	56.96	0:27.68	03.59	07.06	14.11	1:00.80	0:57.73	0:56.10	0:46.02 [4]	1:16.78 [5]	1:46.82 [6]	2:14.51 [6]	2:42.92 [5]	1:57.05	+3m	12.90m	
		Kate Gath	Lead	Q3			200m	806m	807m	811m	628m	403m	404m	404m	407m				1615m
6	2	LARAJAY MACRAY	59.44	0:27.80	03.47	06.72	13.56	1:00.86	0:57.83	0:56.67	0:45.68 [3]	1:16.51 [3]	1:46.54 [4]	2:14.34 [5]	2:43.21 [6]	1:57.26	0m	16.39m	
		Greg Sugars	Lead	Q3			200m	807m	806m	806m	627m	405m	403m	405m	403m				1612m

Scratched: ENCHANTED STRIDE (7)

Note: Timing is based on positional data

[ ] Indicates rank at the end of each section

-:--:- No data available for this section

N/A Information not available

# Tabcorp Park Melton VIC - M-CLASS

## Race 9: LOGICAL STAFFING SOLUTIONS PACE - 1720m

10 September 2022 - 10:15PM



HARNESS RACING VICTORIA

RANK	TAB	Horse/ Driver	Top Speed (Km/h)	Fastest Section	First 50m	First 100m	First 200m	First Half	Middle Half	Last Half	Lead Time	1st Quarter	2nd Quarter	3rd Quarter	4th Quarter	Last Mile	Mile Rate	Distance Travelled	Gross Time/ Margin
					03.19	06.28	12.52	1:05.27	1:33.95	2:02.99	0:06.81	0:35.32 (0:28.51)	1:05.27 (0:29.95)	1:33.95 (0:28.69)	2:02.99 (0:29.04)				
1	1	ARGYLE NZ	61.55	0:28.68	03.28	06.41	12.71	0:58.59	0:58.60	0:57.47	0:06.93 [2]	0:35.62 [2] (0:28.68)	1:05.53 [3] (0:29.91)	1:34.21 [3] (0:28.69)	2:02.99 [1] (0:28.77)	1:56.05	1:55.08	+2m	2:02.99
		Nathan Jack	Q1	Q1			197m	805m	807m	807m	108m	403m	403m	405m	403m				
2	6	SHEFFIELD SPARKY NZ	58.27	0:28.52	03.38	06.76	13.57	0:58.64	0:58.39	0:57.12	0:07.34 [5]	0:36.11 [6] (0:28.77)	1:05.98 [6] (0:29.87)	1:34.50 [5] (0:28.52)	2:03.10 [2] (0:28.59)	1:55.76	1:55.18	+22m	1.50m
		Jodi Quinlan	Lead	Q3			200m	815m	813m	818m	108m	410m	406m	408m	411m				
3	7	MAGIC MIKE NZ	58.14	0:28.54	03.36	06.75	13.81	0:58.09	0:58.00	0:57.69	0:07.34 [5]	0:35.97 [5] (0:28.63)	1:05.43 [2] (0:29.46)	1:33.97 [2] (0:28.54)	2:03.12 [3] (0:29.15)	1:55.78	1:55.20	+27m	1.88m
		Jack Laugher	Lead	Q3			201m	823m	815m	815m	108m	416m	408m	408m	408m				
4	5	BUDD SIDEWINDER	58.27	0:28.40	03.53	06.96	13.57	0:58.62	0:58.56	0:57.05	0:07.53 [7]	0:36.23 [7] (0:28.70)	1:06.16 [7] (0:29.92)	1:34.79 [7] (0:28.64)	2:03.20 [4] (0:28.40)	1:55.66	1:55.27	+6m	2.94m
		Ryan Sanderson	Q1	Q4			199m	805m	806m	810m	109m	403m	403m	404m	407m				
5	2	MONSIEUR DELACOUR	59.59	0:28.68	03.38	06.65	13.18	0:58.63	0:58.57	0:57.49	0:07.20 [4]	0:35.94 [4] (0:28.73)	1:05.83 [5] (0:29.90)	1:34.52 [6] (0:28.68)	2:03.33 [5] (0:28.82)	1:56.12	1:55.40	+2m	4.89m
		Kate Gath	Q1	Q3			199m	807m	807m	807m	108m	405m	403m	405m	403m				
6	4	CAPTAIN CONFETTI NZ	59.88	0:28.56	03.34	06.57	13.27	0:58.56	0:58.46	0:57.87	0:07.13 [3]	0:35.80 [3] (0:28.67)	1:05.70 [4] (0:29.89)	1:34.27 [4] (0:28.56)	2:03.56 [6] (0:29.31)	1:56.44	1:55.62	+20m	7.93m
		Ellen Tormey	Q1	Q3			199m	815m	815m	815m	108m	409m	407m	409m	407m				
7	3	GILLIGANS ISLAND NZ	62.72	0:28.50	03.19	06.28	12.52	0:58.45	0:58.64	0:58.97	0:06.81 [1]	0:35.32 [1] (0:28.50)	1:05.27 [1] (0:29.95)	1:33.95 [1] (0:28.69)	2:04.23 [7] (0:30.28)	1:57.42	1:56.24	+5m	16.56m
		Greg Sugars	Q1	Q1			200m	806m	806m	809m	109m	404m	402m	405m	405m				

Note: Timing is based on positional data

[ ] Indicates rank at the end of each section

-:--:- No data available for this section

N/A Information not available

# Tabcorp Park Melton VIC - M-CLASS

## Race 10: CAROLINE SPRINGS RSL MEMBERS PACE - 2240m

10 September 2022 - 10:43PM



HARNESS RACING VICTORIA

RANK	TAB	Horse/Driver	Top Speed (Km/h)	Fastest Section	First 50m	First 100m	First 200m	First Half	Middle Half	Last Half	Lead Time	1st Quarter	2nd Quarter	3rd Quarter	4th Quarter	Last Mile	Mile Rate	Distance Travelled	Gross Time/Margin
					03.40	06.64	13.82	1:49.10	2:18.42	2:46.00	0:47.56	1:18.04 (0:30.47)	1:49.10 (0:31.06)	2:18.42 (0:29.32)	2:46.00 (0:27.57)				
1	1	TREACHEROUSTIMES	59.71	0:27.57	03.40	06.64	13.82	1:01.54	1:00.38	0:56.90	0:47.56 [1]	1:18.04 [1]	1:49.10 [1]	2:18.42 [1]	2:46.00 [1]	1:58.44	1:59.27	0m	2:46.00
		Glenn Bull	Lead	Q4			199m	806m	806m	805m	628m	403m	403m	403m	403m				
2	8	OVER THE ODDS NZ	58.63	0:27.53	03.79	07.08	14.44	1:01.49	1:00.25	0:56.72	0:47.88 [3]	1:18.32 [2]	1:49.38 [2]	2:18.56 [2]	2:46.10 [2]	1:58.21	1:59.34	+20m	1.14m
		Jackie Barker	Lead	Q4			201m	813m	812m	812m	635m	408m	405m	407m	406m				
3	2	JUST AS WELL NZ	59.18	0:27.39	03.40	06.75	14.12	1:01.55	1:00.38	0:56.71	0:47.85 [2]	1:18.35 [3]	1:49.41 [3]	2:18.73 [3]	2:46.12 [3]	1:58.26	1:59.35	+2m	1.38m
		Chris Alford	Lead	Q4			200m	806m	806m	806m	629m	404m	403m	404m	403m				
4	5	WINGATE GUY	55.05	0:27.37	03.65	07.33	15.09	1:01.51	1:00.21	0:56.52	0:48.48 [6]	1:18.93 [6]	1:49.99 [6]	2:19.15 [6]	2:46.51 [4]	1:58.03	1:59.63	+28m	6.79m
		Michael Bellman	Lead	Q4			203m	814m	814m	816m	637m	408m	407m	408m	409m				
5	6	BETTER EXCLUSIVE NZ	54.32	0:27.40	03.86	07.64	15.42	1:01.50	1:00.22	0:56.55	0:48.75 [8]	1:19.21 [8]	1:50.26 [8]	2:19.42 [7]	2:46.81 [5]	1:58.06	1:59.85	+26m	10.81m
		Greg Sugars	Q4	Q4			202m	815m	814m	816m	635m	410m	406m	408m	408m				
6	7	SWEET CREATION	53.99	0:27.43	03.91	07.68	15.70	1:01.49	1:00.46	0:56.81	0:48.52 [7]	1:18.97 [7]	1:50.02 [7]	2:19.42 [7]	2:46.84 [6]	1:58.31	1:59.87	+5m	11.12m
		Nathan Jack	Q4	Q4			203m	805m	807m	807m	632m	403m	403m	404m	404m				
7	3	CHOOZ REACTOR	56.96	0:28.48	03.86	07.28	14.76	1:01.48	1:00.22	0:57.63	0:48.18 [4]	1:18.61 [4]	1:49.67 [4]	2:18.82 [4]	2:47.31 [7]	1:59.12	2:00.20	+22m	17.34m
		James Herbertson	Lead	Q4			200m	812m	813m	814m	635m	408m	405m	409m	407m				

Note: Timing is based on positional data

[ ] Indicates rank at the end of each section

-:--:- No data available for this section

N/A Information not available



# Tabcorp Park Melton VIC - M-CLASS

## Race 10: CAROLINE SPRINGS RSL MEMBERS PACE - 2240m

10 September 2022 - 10:43PM



HARNESS RACING VICTORIA

RANK	TAB	Horse/Driver	Top Speed (Km/h)	Fastest Section	First 50m	First 100m	First 200m	First Half	Middle Half	Last Half	Lead Time	1st Quarter	2nd Quarter	3rd Quarter	4th Quarter	Last Mile	Mile Rate	Distance Travelled	Gross Time/Margin
8	4	RIVER PATROL NZ	54.92	0:28.32	03.40	06.64	13.82	1:49.10	2:18.42	2:46.00	0:47.56	1:18.04 (0:30.47)	1:49.10 (0:31.06)	2:18.42 (0:29.32)	2:46.00 (0:27.57)				
		Jack Laugher	Lead	Q4	03.79	07.45	15.07	1:01.52	1:00.39	0:57.64	0:48.20 [5]	1:18.68 [5] (0:30.47)	1:49.73 [5] (0:31.06)	2:19.06 [5] (0:29.32)	2:47.37 [8] (0:28.32)	1:59.17	2:00.25	+4m	18.13m

Note: Timing is based on positional data

[ ] Indicates rank at the end of each section

-:--:-- No data available for this section

N/A Information not available