

# Tabcorp Park Melton VIC - M-CLASS

## Race 1: PAULINE MADDEN LEGAL PACE - 2240m

05 November 2022 - 6:25PM



HARNESS RACING VICTORIA

RANK	TAB	Horse/ Driver	Top Speed (Km/h)	Fastest Section	First 50m	First 100m	First 200m	First Half	Middle Half	Last Half	Lead Time	1st Quarter	2nd Quarter	3rd Quarter	4th Quarter	Last Mile	Mile Rate	Distance Travelled	Gross Time/ Margin
					03.34	06.56	13.17	1:42.18	2:10.40	2:38.23	0:44.35	1:13.59 (0:29.24)	1:42.18 (0:28.59)	2:10.40 (0:28.22)	2:38.23 (0:27.82)				
1	13	CLOUD NINE NZ	58.54	0:27.82	03.76	07.23	14.30	0:56.40	0:56.20	0:56.01	0:45.82 [11]	1:14.19 [7]	1:42.22 [2]	2:10.40 [1]	2:38.23 [1]	1:52.40	1:53.68	+31m	2:38.23
		Mark Pitt	Lead	Q4			203m	822m	815m	809m		636m	414m	409m	407m				
2	1	BYALLA BOY	60.35	0:28.53	03.40	06.62	13.17	0:57.82	0:57.14	0:57.89	0:44.35 [1]	1:13.59 [1]	1:42.18 [1]	2:10.72 [2]	2:40.08 [2]	1:55.72	1:55.01	0m	24.74m
		Darby McGuigan	Lead	Q3			199m	804m	804m	805m	628m	403m	402m	403m	403m				
3	11	FOOLISH PLEASURE	57.16	0:28.36	03.90	07.41	14.25	0:57.77	0:57.07	0:56.97	0:45.37 [7]	1:14.43 [9]	1:43.14 [8]	2:11.50 [7]	2:40.11 [3]	1:54.73	1:55.03	+7m	25.40m
		Glen Craven	Lead	Q3			200m	806m	807m	809m	628m	404m	403m	405m	405m				
4	8	ROCKET BOY	60.33	0:28.37	03.61	06.88	13.45	0:57.81	0:56.96	0:57.75	0:44.63 [3]	1:13.85 [3]	1:42.45 [3]	2:10.81 [3]	2:40.19 [4]	1:55.56	1:55.09	+6m	26.15m
		Daryl Douglas	Lead	Q3			199m	804m	807m	810m	627m	402m	403m	406m	406m				
5	5	ROCKING BUGATTI	59.37	0:28.39	03.47	06.74	13.67	0:58.33	0:57.39	0:57.49	0:44.48 [2]	1:13.83 [2]	1:42.81 [5]	2:11.21 [4]	2:40.31 [5]	1:55.83	1:55.18	+35m	27.95m
		Kerryn Manning	Lead	Q3			202m	813m	815m	817m	642m	408m	407m	410m	408m				
6	6	LETS GO THERE	58.10	0:28.42	03.48	06.89	14.21	0:57.72	0:57.10	0:57.06	0:45.69 [10]	1:14.75 [11]	1:43.42 [10]	2:11.85 [8]	2:40.49 [6]	1:54.79	1:55.30	+10m	30.40m
		Tiana McMahan	Lead	Q3			203m	805m	806m	807m	635m	402m	403m	404m	404m				
7	2	DELWYNS SON	59.49	0:28.57	03.45	06.71	13.55	0:58.20	0:57.60	0:57.22	0:45.45 [8]	1:14.72 [10]	1:43.66 [11]	2:12.31 [12]	2:40.89 [7]	1:55.43	1:55.59	+31m	35.67m
		Brett Holloway	Lead	Q4			201m	814m	816m	820m	634m	409m	406m	411m	410m				

Note: Timing is based on positional data

[ ] Indicates rank at the end of each section

-:--:- No data available for this section

N/A Information not available

# Tabcorp Park Melton VIC - M-CLASS

## Race 1: PAULINE MADDEN LEGAL PACE - 2240m

05 November 2022 - 6:25PM



HARNESS RACING VICTORIA

RANK	TAB	Horse/Driver	Top Speed (Km/h)	Fastest Section	First 50m	First 100m	First 200m	First Half	Middle Half	Last Half	Lead Time	1st Quarter	2nd Quarter	3rd Quarter	4th Quarter	Last Mile	Mile Rate	Distance Travelled	Gross Time/Margin
					03.34	06.56	13.17	1:42.18	2:10.40	2:38.23	0:44.35	1:13.59 (0:29.24)	1:42.18 (0:28.59)	2:10.40 (0:28.22)	2:38.23 (0:27.82)				
8	9	<b>AROCKNATTHEPARK NZ</b>	<b>58.62</b>	<b>0:28.34</b>	03.75	07.12	<b>13.86</b>	0:57.86	0:57.08	0:58.20	0:45.00 [5]	<b>1:14.13 [6]</b>	<b>1:42.86 [6]</b>	<b>2:11.21 [5]</b>	<b>2:41.07 [8]</b>	1:56.06	1:55.72	0m	37.94m
		Greg Sugars	Lead	Q3			200m	803m	806m	806m	628m	402m	402m	405m	402m				
9	4	<b>PROSECCO BOY</b>	<b>60.58</b>	<b>0:28.74</b>	03.38	06.57	<b>13.36</b>	0:58.35	0:57.76	0:58.28	0:44.75 [4]	<b>1:14.09 [5]</b>	<b>1:43.10 [7]</b>	<b>2:11.85 [9]</b>	<b>2:41.38 [9]</b>	1:56.63	1:55.95	+30m	42.19m
		Ellen Tormey	Lead	Q3			202m	815m	813m	813m	638m	410m	406m	407m	407m				
10	12	<b>OUR MONEY ROCKS</b>	<b>58.80</b>	<b>0:28.37</b>	03.84	07.18	<b>13.93</b>	0:57.00	0:57.33	0:59.01	0:45.53 [9]	<b>1:13.91 [4]</b>	<b>1:42.54 [4]</b>	<b>2:11.23 [6]</b>	<b>2:41.54 [10]</b>	1:56.00	1:56.06	+30m	44.20m
		James Herbertson	Lead	Q1			201m	819m	813m	812m	635m	414m	406m	408m	405m				
11	7	<b>WINGATE GUY</b>	<b>57.59</b>	<b>0:28.00</b>	03.51	06.98	<b>14.43</b>	0:57.81	0:56.99	0:58.04	0:46.19 [12]	<b>1:15.01 [12]</b>	<b>1:44.01 [12]</b>	<b>2:12.01 [10]</b>	<b>2:42.05 [11]</b>	1:55.86	1:56.43	+38m	51.09m
		Michael Bellman	Lead	Q3			204m	815m	817m	819m	640m	409m	408m	411m	409m				
12	3	<b>IRON CHARIOT</b>	<b>60.95</b>	<b>0:28.90</b>	03.34	<b>06.56</b>	<b>13.17</b>	0:58.31	0:57.91	0:59.76	0:45.07 [6]	<b>1:14.37 [8]</b>	<b>1:43.38 [9]</b>	<b>2:12.28 [11]</b>	<b>2:43.14 [12]</b>	1:58.07	1:57.21	+23m	65.57m
		Brent Murphy	Lead	Q3		200m	814m	814m	810m	634m	408m	407m	408m	403m	1626m				

Scratched: MYMATETHOMO (10)

Note: Timing is based on positional data

[ ] Indicates rank at the end of each section

-:--:- No data available for this section

N/A Information not available

# Tabcorp Park Melton VIC - M-CLASS

## Race 2: THOROUGHBRED FENCING TROT - 2240m

05 November 2022 - 6:56PM



HARNESS RACING VICTORIA

RANK	TAB	Horse/ Driver	Top Speed (Km/h)	Fastest Section	First 50m	First 100m	First 200m	First Half	Middle Half	Last Half	Lead Time	1st Quarter	2nd Quarter	3rd Quarter	4th Quarter	Last Mile	Mile Rate	Distance Travelled	Gross Time/ Margin
					03.51	06.77	13.65	1:46.60	2:15.54	2:44.43	0:45.59	1:16.69 (0:31.10)	1:46.60 (0:29.92)	2:15.54 (0:28.94)	2:44.43 (0:28.88)				
1	5	HAMMERS LAW	58.27	0:28.88	03.57	06.93	14.13	1:01.02	0:58.86	0:57.82	0:45.57 [1]	1:16.69 [1]	1:46.60 [1]	2:15.54 [1]	2:44.43 [1]	1:58.84	1:58.13	+2m	2:44.43
		Anthony Butt	Lead	Q4			200m	804m	805m	805m	632m	402m	402m	404m	402m				
2	11	ALDEBARAN DINO	54.48	0:28.84	04.16	07.87	15.51	0:58.50	0:57.94	0:58.11	0:48.28 [9]	1:17.68 [5]	1:46.78 [2]	2:15.62 [2]	2:44.89 [2]	1:56.61	1:58.47	+25m	6.08m
		Christopher Shinn	Lead	Q3			202m	817m	816m	814m	635m	411m	407m	409m	406m				
3	4	DOWNUNDER BARKERS	54.41	0:28.98	03.82	07.55	15.10	1:00.08	0:58.66	0:58.28	0:47.80 [8]	1:18.21 [8]	1:47.88 [8]	2:16.86 [7]	2:46.17 [3]	1:58.36	1:59.38	+25m	23.30m
		Ellen Tormey	Lead	Q3			201m	812m	816m	820m	634m	407m	405m	411m	409m				
4	7	ELECTROJET	55.03	0:28.85	03.77	07.41	15.35	0:59.34	0:58.47	0:58.23	0:48.87 [10]	1:18.61 [9]	1:48.22 [9]	2:17.07 [8]	2:46.45 [4]	1:57.56	1:59.59	+26m	27.04m
		Jack Laugher	Lead	Q3			203m	812m	812m	816m	638m	408m	405m	408m	409m				
5	8	ANDOVER SUN	56.34	0:29.07	03.98	07.44	14.63	1:00.22	0:58.74	0:58.99	0:47.28 [6]	1:17.83 [7]	1:47.50 [6]	2:16.56 [4]	2:46.50 [5]	1:59.21	1:59.62	+12m	27.65m
		John Caldwell	Lead	Q3			199m	809m	815m	815m	627m	403m	407m	409m	407m				
6	2	DOUBLE HELIX	56.92	0:29.23	03.56	07.08	14.45	1:00.07	0:58.88	0:59.39	0:47.06 [5]	1:17.47 [4]	1:47.14 [4]	2:16.36 [3]	2:46.52 [6]	1:59.45	1:59.63	+16m	27.95m
		Jackie Barker	Lead	Q3			200m	813m	813m	810m	633m	408m	407m	407m	404m				
7	9	MY USED TO BE	56.81	0:28.77	03.93	07.37	14.76	1:01.28	0:58.28	0:58.35	0:47.42 [7]	1:19.17 [10]	1:48.71 [10]	2:17.47 [10]	2:47.05 [7]	1:59.63	2:00.02	+13m	35.19m
		Lisa Miles	Lead	Q3			199m	812m	808m	809m	632m	408m	404m	405m	405m				

Note: Timing is based on positional data

[ ] Indicates rank at the end of each section

-:--:- No data available for this section

N/A Information not available

# Tabcorp Park Melton VIC - M-CLASS

## Race 2: THOROUGHBRED FENCING TROT - 2240m

05 November 2022 - 6:56PM



HARNESS RACING VICTORIA

RANK	TAB	Horse/Driver	Top Speed (Km/h)	Fastest Section	First 50m	First 100m	First 200m	First Half	Middle Half	Last Half	Lead Time	1st Quarter	2nd Quarter	3rd Quarter	4th Quarter	Last Mile	Mile Rate	Distance Travelled	Gross Time/Margin
					03.51	06.77	13.65	1:46.60	2:15.54	2:44.43	0:45.59	1:16.69 (0:31.10)	1:46.60 (0:29.92)	2:15.54 (0:28.94)	2:44.43 (0:28.88)				
8	3	<b>ROBBINMEMATES</b>	<b>59.44</b>	<b>0:29.43</b>	03.51	06.77	<b>13.65</b>	1:00.92	0:59.40	0:59.73	0:46.43 [3]	<b>1:17.40 [3]</b>	<b>1:47.36 [5]</b>	<b>2:16.79 [6]</b>	<b>2:47.09 [8]</b>	2:00.65	2:00.04	0m	35.52m
		Brad Chisholm	Lead	Q3			200m	803m	807m	810m	628m	403m	401m	406m	405m				
9	1	<b>CAPTAIN MCCRAW</b>	<b>57.28</b>	<b>0:29.41</b>	03.59	07.01	<b>14.01</b>	1:00.83	0:59.39	0:59.50	0:46.84 [4]	<b>1:17.70 [6]</b>	<b>1:47.68 [7]</b>	<b>2:17.09 [9]</b>	<b>2:47.18 [9]</b>	2:00.33	2:00.11	+2m	36.93m
		Scott Ewen	Lead	Q3			200m	805m	807m	810m	628m	404m	402m	406m	405m				
10	6	<b>BROMWICH</b>	<b>58.03</b>	<b>0:29.62</b>	03.56	06.91	<b>14.08</b>	1:01.08	0:59.57	1:00.88	0:45.93 [2]	<b>1:17.04 [2]</b>	<b>1:47.01 [3]</b>	<b>2:16.63 [5]</b>	<b>2:47.89 [10]</b>	2:01.96	2:00.62	+4m	46.05m
		Ryan Duffy	Lead	Q3			201m	805m	806m	805m	635m	403m	403m	404m	402m				
11	10	<b>BLUE COMAN NZ</b>	<b>53.61</b>	<b>0:29.65</b>	04.16	09.42	<b>19.97</b>	1:03.80	1:02.60	1:00.74	0:54.61 [11]	<b>1:26.91 [11]</b>	<b>1:58.41 [11]</b>	<b>2:29.51 [11]</b>	<b>2:59.16 [11]</b>	2:04.54	2:08.72	+1m	197.59m
		Kerryn Manning	Lead	Q4			199m	806m	807m	807m	628m	404m	403m	405m	402m				

Note: Timing is based on positional data

[ ] Indicates rank at the end of each section

-:--:- No data available for this section

N/A Information not available

# Tabcorp Park Melton VIC - M-CLASS

## Race 3: MKMV TROT - 2240m

05 November 2022 - 7:29PM



HARNESS RACING VICTORIA

RANK	TAB	Horse/ Driver	Top Speed (Km/h)	Fastest Section	First 50m	First 100m	First 200m	First Half	Middle Half	Last Half	Lead Time	1st Quarter	2nd Quarter	3rd Quarter	4th Quarter	Last Mile	Mile Rate	Distance Travelled	Gross Time/ Margin
					03.49	06.73	13.49	1:47.69	2:16.49	2:45.36	0:47.59	1:18.28 (0:30.70)	1:47.69 (0:29.40)	2:16.49 (0:28.80)	2:45.36 (0:28.87)				
1	5	HATCHBACK	59.38	0:28.79	03.54	06.83	13.84	1:00.05	0:58.20	0:57.66	0:47.64 [2]	1:18.28 [1]	1:47.69 [1]	2:16.49 [1]	2:45.36 [1]	1:57.72	1:58.81	+13m	2:45.36
		(0:30.65)	(0:29.40)	(0:28.79)								(0:28.88)							
		John Justice	Lead	Q3			201m	808m	805m	806m	635m	407m	402m	404m	403m	1616m			
2	1	ROYAL CHARLOTTE	57.77	0:28.85	03.56	06.93	13.85	1:00.51	0:58.33	0:58.03	0:47.90 [3]	1:18.94 [4]	1:48.41 [5]	2:17.26 [5]	2:46.44 [2]	1:58.53	1:59.57	0m	14.62m
		(0:31.03)	(0:29.48)	(0:28.85)								(0:29.18)							
		Zac Phillips	Lead	Q3			200m	804m	807m	806m	628m	402m	403m	405m	403m	1613m			
3	8	CHISSY	58.41	0:28.88	03.84	07.24	14.15	1:00.49	0:58.37	0:57.96	0:48.23 [5]	1:19.23 [6]	1:48.72 [7]	2:17.61 [7]	2:46.68 [3]	1:58.45	1:59.75	+9m	17.88m
		(0:31.00)	(0:29.49)	(0:28.88)								(0:29.08)							
		Bailey McDonough	Lead	Q3			198m	804m	808m	815m	626m	402m	403m	406m	409m	1620m			
4	4	I AM PEGASUS	56.74	0:29.01	03.56	07.05	14.06	1:00.04	0:58.17	0:58.47	0:48.28 [6]	1:19.17 [5]	1:48.34 [4]	2:17.35 [6]	2:46.81 [4]	1:58.51	1:59.84	+22m	19.54m
		(0:30.88)	(0:29.16)	(0:29.01)								(0:29.46)							
		James Herbertson	Lead	Q3			200m	812m	811m	815m	632m	408m	405m	407m	409m	1629m			
5	6	MAJESTICAL BELLE	57.09	0:28.48	03.65	07.10	14.57	1:00.00	0:57.30	0:57.50	0:49.39 [9]	1:20.55 [9]	1:49.39 [9]	2:17.86 [8]	2:46.88 [5]	1:57.49	1:59.90	+22m	20.71m
		(0:31.16)	(0:28.83)	(0:28.48)					(0:29.02)										
		Jack Laughher	Lead	Q3			203m	813m	812m	809m	638m	407m	406m	407m	403m	1623m			
6	9	CHINESE WHISPER NZ	57.38	0:28.27	04.10	07.56	14.63	1:00.03	0:57.36	0:58.30	0:48.68 [7]	1:19.64 [7]	1:48.71 [6]	2:16.99 [3]	2:47.02 [6]	1:58.33	1:59.99	+24m	22.30m
		(0:30.95)	(0:29.08)	(0:28.27)								(0:30.03)							
		Brad Chisholm	Lead	Q3			200m	813m	816m	816m	632m	407m	407m	410m	407m	1631m			
7	2	QUEEN INVASION	59.99	0:28.84	03.54	06.80	13.49	1:00.45	0:58.26	0:59.17	0:47.57 [1]	1:18.61 [2]	1:48.03 [3]	2:16.87 [2]	2:47.20 [7]	1:59.61	2:00.13	0m	24.73m
		(0:31.03)	(0:29.42)	(0:28.84)			(0:30.33)												
		Daryl Douglas	Lead	Q3			199m	804m	806m	806m	627m	402m	402m	405m	402m	1611m			

Note: Timing is based on positional data

[ ] Indicates rank at the end of each section


-:--:- No data available for this section

N/A Information not available

# Tabcorp Park Melton VIC - M-CLASS

## Race 3: MKMV TROT - 2240m

05 November 2022 - 7:29PM



HARNESS RACING VICTORIA

RANK	TAB	Horse/ Driver	Top Speed (Km/h)	Fastest Section	First 50m	First 100m	First 200m	First Half	Middle Half	Last Half	Lead Time	1st Quarter	2nd Quarter	3rd Quarter	4th Quarter	Last Mile	Mile Rate	Distance Travelled	Gross Time/ Margin
					03.49	06.73	13.49	1:47.69	2:16.49	2:45.36	0:47.59	1:18.28 (0:30.70)	1:47.69 (0:29.40)	2:16.49 (0:28.80)	2:45.36 (0:28.87)				
8	7	ULTIMATE STRIDE NZ	56.57	0:29.01	03.62	07.21	14.86	1:00.00	0:58.30	0:58.51	0:49.01 [8]	1:20.01 [8]	1:49.02 [8]	2:18.31 [9]	2:47.52 [8]	1:58.51	2:00.36	+27m	29.07m
		Chris Lang	Lead	Q2			203m	813m	815m	815m	636m	408m	406m	410m	406m				
9	3	TRAVEL BUG	59.83	0:29.03	03.49	06.73	13.60	0:59.92	0:58.28	1:01.18	0:47.96 [4]	1:18.85 [3]	1:47.88 [2]	2:17.13 [4]	2:49.07 [9]	2:01.11	2:01.47	+21m	49.85m
		Michael Bellman	Lead	Q2			201m	814m	812m	811m	633m	408m	406m	407m	405m				

Note: Timing is based on positional data

[ ] Indicates rank at the end of each section

-:--:-- No data available for this section

N/A Information not available

# Tabcorp Park Melton VIC - M-CLASS

## Race 4: DH STEEL BATTLE OF THE CLAIMERS FINAL - 1720m

05 November 2022 - 8:08PM



HARNESS RACING VICTORIA

RANK	TAB	Horse/ Driver	Top Speed (Km/h)	Fastest Section	First 50m	First 100m	First 200m	First Half	Middle Half	Last Half	Lead Time	1st Quarter	2nd Quarter	3rd Quarter	4th Quarter	Last Mile	Mile Rate	Distance Travelled	Gross Time/ Margin
					03.22	06.46	13.34	1:07.38	1:35.56	2:02.20	0:07.02	0:37.19 (0:30.16)	1:07.38 (0:30.19)	1:35.56 (0:28.18)	2:02.20 (0:26.63)				
1	3	<b>MIGHTY FLYING ART NZ</b>	<b>61.14</b>	<b>0:26.63</b>	<b>03.22</b>	<b>06.46</b>	<b>13.34</b>	1:00.35	0:58.38	0:54.81	0:07.02 [1]	<b>0:37.19 [1]</b>	<b>1:07.38 [1]</b>	<b>1:35.56 [1]</b>	<b>2:02.20 [1]</b>	1:55.17	1:54.33	<b>+4m</b>	<b>2:02.20</b>
		Daryl Douglas	Lead	Q4			200m	808m	808m	808m	109m	405m	404m	405m	404m				
2	7	<b>FRANCO HAMPTON NZ</b>	<b>60.62</b>	<b>0:26.94</b>	<b>03.30</b>	<b>06.52</b>	<b>13.48</b>	1:00.40	0:58.43	0:55.21	0:07.11 [2]	<b>0:37.36 [2]</b>	<b>1:07.52 [2]</b>	<b>1:35.79 [2]</b>	<b>2:02.72 [2]</b>	1:55.61	1:54.83	<b>+22m</b>	<b>7.07m</b>
		David Moran	Lead	Q4			202m	819m	814m	814m	110m	413m	406m	408m	407m				
3	1	<b>AMILLION PROMISES</b>	<b>59.55</b>	<b>0:26.88</b>	<b>03.33</b>	<b>06.69</b>	<b>13.71</b>	1:00.43	0:58.37	0:55.09	0:07.27 [4]	<b>0:37.54 [3]</b>	<b>1:07.70 [3]</b>	<b>1:35.91 [3]</b>	<b>2:02.79 [3]</b>	1:55.52	1:54.89	<b>+4m</b>	<b>7.90m</b>
		Jack Laughher	Lead	Q4			199m	807m	807m	808m	110m	405m	403m	405m	404m				
4	8	<b>VAN MARA NZ</b>	<b>59.10</b>	<b>0:26.69</b>	<b>03.63</b>	<b>06.95</b>	<b>14.03</b>	1:00.46	0:58.33	0:54.87	0:07.55 [7]	<b>0:37.85 [5]</b>	<b>1:08.01 [5]</b>	<b>1:36.19 [5]</b>	<b>2:02.88 [4]</b>	1:55.32	1:54.97	<b>+4m</b>	<b>9.08m</b>
		Jason Lee	Lead	Q4			199m	806m	807m	808m	110m	404m	403m	405m	404m				
5	6	<b>TUPELO BEACH</b>	<b>58.18</b>	<b>0:26.91</b>	<b>03.41</b>	<b>06.88</b>	<b>14.34</b>	1:00.80	<b>0:58.28</b>	0:55.07	0:07.51 [6]	<b>0:38.18 [7]</b>	<b>1:08.32 [7]</b>	<b>1:36.47 [7]</b>	<b>2:03.38 [5]</b>	1:55.87	1:55.45	<b>+4m</b>	<b>15.92m</b>
		Ellen Tormey	Lead	Q4			202m	808m	<b>807m</b>	807m	110m	406m	403m	<b>405m</b>	403m				
6	4	<b>GOBSMACKED</b>	<b>59.76</b>	<b>0:27.28</b>	<b>03.30</b>	<b>06.56</b>	<b>13.69</b>	1:00.62	0:58.46	0:55.62	0:07.15 [3]	<b>0:37.64 [4]</b>	<b>1:07.78 [4]</b>	<b>1:36.09 [4]</b>	<b>2:03.39 [6]</b>	1:56.23	1:55.45	<b>+19m</b>	<b>15.96m</b>
		Michael Bellman	Lead	Q4			200m	817m	814m	813m	110m	411m	407m	408m	406m				
7	2	<b>POCKET THEDEAL NZ</b>	<b>57.79</b>	<b>0:27.20</b>	<b>03.46</b>	<b>06.83</b>	<b>13.98</b>	1:00.60	0:58.49	0:55.57	0:07.46 [5]	<b>0:37.95 [6]</b>	<b>1:08.07 [6]</b>	<b>1:36.44 [6]</b>	<b>2:03.65 [7]</b>	1:56.18	1:55.69	<b>+20m</b>	<b>19.38m</b>
		Abby Sanderson	Lead	Q4			201m	817m	815m	814m	111m	410m	<b>407m</b>	409m	406m				

Note: Timing is based on positional data

[ ] Indicates rank at the end of each section


-:--:- No data available for this section

N/A Information not available

# Tabcorp Park Melton VIC - M-CLASS

Race 4: DH STEEL BATTLE OF THE CLAIMERS FINAL - 1720m

05 November 2022 - 8:08PM



HARNESS RACING VICTORIA

**Scratched:** BACKINTOWN (5)

---

Note: Timing is based on positional data

[ ] Indicates rank at the end of each section

-:--:-- No data available for this section

N/A Information not available

Data processed by  TRIPLESDATA



# Tabcorp Park Melton VIC - M-CLASS

## Race 5: YEOMANS SLATE & STONE PACE - 2240m

05 November 2022 - 8:44PM



HARNESS RACING VICTORIA

RANK	TAB	Horse/ Driver	Top Speed (Km/h)	Fastest Section	First 50m 03.24	First 100m 06.44	First 200m 13.01	First Half 1:44.26	Middle Half 2:12.64	Last Half 2:39.44	Lead Time 0:44.20	1st Quarter	2nd Quarter	3rd Quarter	4th Quarter	Last Mile	Mile Rate	Distance Travelled	Gross Time/ Margin
												1:14.34 (0:30.14)	1:44.26 (0:29.92)	2:12.64 (0:28.39)	2:39.44 (0:26.80)				
1	9	HULI NIEN	60.76	0:26.59	03.63	06.81	13.52	1:00.05	0:57.73	0:54.39	0:45.00 [6]	1:15.13 [6]	1:45.05 [6]	2:12.85 [2]	2:39.44 [1]	1:54.44	1:54.55	+24m	2:39.44
		John Justice	Lead	Q4			201m	814m	816m	815m	635m	408m	407m	409m	407m				
2	2	RICK REILLY NZ	61.19	0:26.81	03.36	06.53	13.01	1:00.06	0:58.28	0:55.20	0:44.20 [1]	1:14.34 [1]	1:44.26 [1]	2:12.64 [1]	2:39.46 [2]	1:55.25	1:54.56	+1m	0.38m
		Jack Laugher	Lead	Q4			200m	805m	807m	807m	629m	403m	403m	404m	403m				
3	8	JILLIBY SYLVESTER	61.67	0:26.54	03.64	06.77	13.62	1:00.02	0:58.28	0:54.89	0:44.81 [5]	1:14.91 [5]	1:44.84 [5]	2:13.18 [5]	2:39.72 [3]	1:54.91	1:54.75	0m	3.89m
		Glen Craven	Lead	Q4			199m	805m	806m	808m	627m	403m	403m	404m	405m				
4	1	DUKE OF DUNDEE NZ	61.98	0:27.19	03.24	06.44	13.27	1:00.03	0:58.28	0:55.57	0:44.51 [3]	1:14.63 [3]	1:44.55 [3]	2:12.92 [3]	2:40.12 [4]	1:55.60	1:55.04	0m	9.13m
		Ellen Tormey	Lead	Q4			198m	805m	807m	807m	628m	403m	403m	405m	403m				
5	12	BULLETPROOF BOY	58.14	0:26.45	03.81	07.23	14.28	1:00.05	0:57.93	0:54.43	0:45.65 [9]	1:15.73 [9]	1:45.71 [9]	2:13.67 [9]	2:40.13 [5]	1:54.47	1:55.04	+30m	9.41m
		Scott Ewen	Lead	Q4			200m	816m	817m	821m	633m	409m	408m	410m	412m				
6	5	SHORTYS MATE NZ	57.69	0:26.86	03.53	06.97	14.27	0:59.78	0:58.17	0:55.16	0:45.38 [8]	1:15.32 [7]	1:45.16 [7]	2:13.48 [8]	2:40.33 [6]	1:54.95	1:55.19	+2m	12.06m
		Daryl Douglas	Lead	Q4			201m	806m	806m	807m	630m	404m	403m	404m	404m				
7	4	JEAN LUC NZ	61.53	0:27.20	03.31	06.45	13.19	1:00.12	0:58.45	0:55.75	0:44.61 [4]	1:14.81 [4]	1:44.74 [4]	2:13.27 [6]	2:40.48 [7]	1:55.86	1:55.30	+23m	13.88m
		Jackie Barker	Lead	Q4			200m	814m	813m	815m	634m	408m	407m	407m	409m				

Note: Timing is based on positional data

[ ] Indicates rank at the end of each section

-:--:- No data available for this section

N/A Information not available



# Tabcorp Park Melton VIC - M-CLASS

## Race 5: YEOMANS SLATE & STONE PACE - 2240m

05 November 2022 - 8:44PM



HARNESS RACING VICTORIA

RANK	TAB	Horse/Driver	Top Speed (Km/h)	Fastest Section	First 50m	First 100m	First 200m	First Half	Middle Half	Last Half	Lead Time	1st Quarter	2nd Quarter	3rd Quarter	4th Quarter	Last Mile	Mile Rate	Distance Travelled	Gross Time/Margin
					03.24	06.44	13.01	1:44.26	2:12.64	2:39.44	0:44.20	1:14.34 (0:30.14)	1:44.26 (0:29.92)	2:12.64 (0:28.39)	2:39.44 (0:26.80)				
8	10	ITS BACK IN THE DAY NZ	58.90	0:28.02	03.83	07.17	13.95	1:00.07	0:57.98	0:57.03	0:45.34 [7]	1:15.44 [8]	1:45.41 [8]	2:13.42 [7]	2:42.43 [8]	1:57.09	1:56.70	+26m	39.82m
		Zac Phillips	Lead	Q3			200m	816m	817m	818m	633m	408m	408m	410m	409m				
9	6	MAJOR MEISTER NZ	61.33	0:28.63	03.34	06.49	13.02	1:00.16	0:58.54	0:58.28	0:44.25 [2]	1:14.52 [2]	1:44.42 [2]	2:13.05 [4]	2:42.71 [9]	1:58.46	1:56.90	+23m	43.75m
		Greg Sugars	Lead	Q3			202m	814m	813m	811m	637m	408m	407m	407m	405m				
10	3	RISHI NZ	71.12	0:30.62	10.94	14.51	21.76	1:02.00	1:01.27	1:01.71	0:54.63 [10]	1:26.01 [10]	1:56.63 [10]	2:27.28 [10]	2:58.34 [10]	2:03.70	2:08.13	0m	253.18m
		Michael Bellman	Lead	Q2			224m	805m	805m	807m	653m	404m	402m	404m	404m				

Scratched: BOY FROM BONDI (7), BONCEL BENJAMIN (11)

Note: Timing is based on positional data

[ ] Indicates rank at the end of each section

-:--:- No data available for this section

N/A Information not available

# Tabcorp Park Melton VIC - M-CLASS

## Race 6: VHRMA GRAHAM GOFFIN MEMORIAL - 1720m

05 November 2022 - 9:17PM



HARNESS RACING VICTORIA


RANK	TAB	Horse/Driver	Top Speed (Km/h)	Fastest Section	First 50m	First 100m	First 200m	First Half	Middle Half	Last Half	Lead Time	1st Quarter	2nd Quarter	3rd Quarter	4th Quarter	Last Mile	Mile Rate	Distance Travelled	Gross Time/Margin
												0:34.65 (0:27.65)	1:04.74 (0:30.09)	1:32.31 (0:27.56)	1:59.89 (0:27.57)				
1	6	POLLY PUT KETTLEON	60.53	0:27.54	03.35	06.57	13.23	0:57.63	0:57.66	0:55.15	0:07.11 [2]	0:34.65 [1]	1:04.74 [1]	1:32.31 [1]	1:59.89 [1]	1:52.78	1:52.18	+9m	1:59.89
		Mark Pitt	Q1	Q1				201m	814m	806m	806m	109m	413m	403m	404m				
2	8	SARAH ANNE	58.64	0:27.37	03.92	07.23	13.92	0:57.28	0:55.98	0:55.10	0:07.85 [8]	0:36.53 [8]	1:05.14 [4]	1:32.51 [2]	2:00.24 [2]	1:52.38	1:52.51	+20m	4.55m
		Greg Sugars	Q1	Q3				200m	820m	819m	812m	109m	410m	411m	409m				
3	10	MONA MIA	56.02	0:27.16	03.90	07.41	14.28	0:57.47	0:55.73	0:55.38	0:08.01 [9]	0:36.90 [9]	1:05.48 [8]	1:32.64 [3]	2:00.86 [3]	1:52.84	1:53.08	+23m	12.74m
		Zac Phillips	Lead	Q3				201m	818m	819m	816m	110m	409m	410m	410m				
4	7	ORBIE	57.74	0:27.94	03.53	06.92	13.74	0:57.35	0:56.57	0:56.11	0:07.53 [7]	0:36.24 [7]	1:04.88 [2]	1:32.82 [4]	2:00.99 [4]	1:53.47	1:53.21	+20m	14.66m
		David Moran	Q1	Q3				201m	821m	816m	810m	110m	411m	410m	407m				
5	9	SEW WHAT	60.12	0:27.24	03.63	06.88	13.45	0:58.27	0:57.02	0:55.46	0:07.44 [6]	0:35.92 [6]	1:05.70 [9]	1:32.95 [5]	2:01.17 [5]	1:53.73	1:53.37	+21m	16.86m
		Jackie Barker	Q1	Q3				200m	815m	815m	817m	110m	409m	407m	409m				
6	2	OUTBACK SHADOW	58.25	0:27.94	03.45	06.83	13.42	0:57.87	0:57.62	0:56.17	0:07.43 [5]	0:35.62 [5]	1:05.30 [6]	1:33.24 [8]	2:01.48 [6]	1:54.05	1:53.66	+3m	21.20m
		Kerryn Manning	Q1	Q3				199m	806m	806m	808m	110m	404m	403m	403m				
7	3	COMMON COURTESY	60.31	0:28.08	03.34	06.59	13.01	0:58.01	0:57.94	0:56.83	0:07.13 [3]	0:35.28 [3]	1:05.14 [5]	1:33.23 [7]	2:01.98 [7]	1:54.85	1:54.13	+12m	27.84m
		Connor Ronan	Q1	Q3				200m	809m	812m	815m	110m	405m	405m	408m				

Note: Timing is based on positional data

[ ] Indicates rank at the end of each section

-:--:- No data available for this section

N/A Information not available



# Tabcorp Park Melton VIC - M-CLASS

## Race 6: VHRMA GRAHAM GOFFIN MEMORIAL - 1720m

05 November 2022 - 9:17PM



HARNESS RACING VICTORIA

RANK	TAB	Horse/ Driver	Top Speed (Km/h)	Fastest Section	First 50m	First 100m	First 200m	First Half	Middle Half	Last Half	Lead Time	1st Quarter	2nd Quarter	3rd Quarter	4th Quarter	Last Mile	Mile Rate	Distance Travelled	Gross Time/ Margin
					03.30	06.44	12.81	1:04.74	1:32.31	1:59.89	0:07.01	0:34.65 (0:27.65)	1:04.74 (0:30.09)	1:32.31 (0:27.56)	1:59.89 (0:27.57)				
8	5	<b>RUBY WINGATE</b>	<b>59.93</b>	<b>0:28.10</b>	03.38	06.62	13.18	0:58.24	0:57.92	0:56.78	0:07.18 [4]	0:35.61 [4]	1:05.42 [7]	1:33.53 [9]	2:02.21 [8]	1:55.02	1:54.35	+19m	30.99m
		Michael Bellman	Q1	Q3			201m	815m	812m	815m	110m	409m	406m	407m	409m				
9	4	<b>CALL ON ME</b>	<b>61.60</b>	<b>0:27.86</b>	03.30	06.44	12.81	0:57.99	0:58.10	0:58.69	0:07.00 [1]	0:34.87 [2]	1:04.99 [3]	1:32.96 [6]	2:03.68 [9]	1:56.68	1:55.72	+1m	50.32m
		Connor Clarke	Q1	Q1			201m	807m	805m	805m	111m	405m	402m	404m	402m				

Scratched: AJAY BREEZY ROSE (1)

Note: Timing is based on positional data

[ ] Indicates rank at the end of each section

-:--:-- No data available for this section

N/A Information not available

# Tabcorp Park Melton VIC - M-CLASS

## Race 7: BENSTUD STANDARDBREDS RISING STARS PACE FINAL (GROUP 3) - 2240m



05 November 2022 - 9:51PM



HARNESS RACING VICTORIA

RANK	TAB	Horse/ Driver	Top Speed (Km/h)	Fastest Section	First 50m	First 100m	First 200m	First Half	Middle Half	Last Half	Lead Time	1st Quarter	2nd Quarter	3rd Quarter	4th Quarter	Last Mile	Mile Rate	Distance Travelled	Gross Time/ Margin
					03.38	06.56	13.18	1:46.00	2:15.50	2:42.23	0:45.02	1:16.34 (0:31.32)	1:46.00 (0:29.66)	2:15.50 (0:29.50)	2:42.23 (0:26.73)				
1	5	HECTOR NZ	59.88	0:26.73	03.44	06.71	13.48	1:00.98	0:59.16	0:56.23	0:45.01 [1]	1:16.34 [1]	1:46.00 [1]	2:15.50 [1]	2:42.23 [1]	1:57.21	1:56.55	+12m	2:42.23
		David Moran	Lead	Q4				201m	806m	805m	807m	636m	405m	402m	404m				
2	8	ITS EBONYNIVORY	60.18	0:26.64	03.69	06.93	13.52	1:00.93	0:59.13	0:56.13	0:45.62 [5]	1:16.90 [6]	1:46.55 [4]	2:16.04 [6]	2:42.67 [2]	1:57.05	1:56.87	+2m	6.02m
		Rebecca Bartley	Lead	Q4				199m	807m	807m	807m	628m	404m	403m	405m				
3	12	ULTIMATE VINNIE	56.80	0:27.06	04.04	07.62	15.05	0:59.78	0:58.69	0:56.43	0:46.51 [10]	1:16.99 [7]	1:46.30 [3]	2:15.67 [2]	2:42.74 [3]	1:56.22	1:56.92	+27m	6.64m
		Bailey McDonough	Lead	Q4				202m	818m	815m	813m	635m	412m	408m	408m				
4	1	THE WOLF NZ	61.02	0:27.20	03.38	06.56	13.18	1:00.95	0:59.16	0:56.71	0:45.30 [2]	1:16.60 [2]	1:46.25 [2]	2:15.76 [3]	2:42.96 [4]	1:57.66	1:57.08	+2m	9.68m
		Mark Pitt	Lead	Q4				199m	806m	807m	806m	627m	404m	403m	404m				
5	7	JILLIBY DYNAMITE	58.87	0:27.01	03.40	06.85	14.00	1:00.38	0:59.35	0:56.37	0:46.22 [8]	1:16.61 [4]	1:46.60 [5]	2:15.96 [5]	2:42.97 [5]	1:56.75	1:57.09	+28m	9.78m
		Jason Lee	Lead	Q4				201m	818m	814m	813m	634m	412m	407m	408m				
6	9	JETS ART	58.89	0:26.96	03.78	07.19	13.98	1:00.83	0:59.10	0:56.36	0:46.11 [7]	1:17.24 [9]	1:46.94 [7]	2:16.34 [9]	2:43.31 [6]	1:57.19	1:57.33	0m	14.26m
		Chris Alford	Lead	Q4				200m	806m	805m	806m	627m	404m	402m	404m				
7	6	JUST RALPH	60.24	0:27.07	03.44	06.67	13.59	1:01.55	0:59.63	0:56.45	0:45.32 [3]	1:16.60 [3]	1:46.88 [6]	2:16.24 [8]	2:43.32 [7]	1:57.99	1:57.34	+30m	14.58m
		Jordan Chibnall	Lead	Q4				202m	815m	814m	814m	639m	409m	407m	408m				

Note: Timing is based on positional data

[ ] Indicates rank at the end of each section

-:--:- No data available for this section

N/A Information not available

# Tabcorp Park Melton VIC - M-CLASS

## Race 7: BENSTUD STANDARDBREDS RISING STARS PACE FINAL (GROUP 3) - 2240m



05 November 2022 - 9:51PM



HARNESS RACING VICTORIA

RANK	TAB	Horse/Driver	Top Speed (Km/h)	Fastest Section	First 50m	First 100m	First 200m	First Half	Middle Half	Last Half	Lead Time	1st Quarter	2nd Quarter	3rd Quarter	4th Quarter	Last Mile	Mile Rate	Distance Travelled	Gross Time/Margin
												1:16.34 (0:31.32)	1:46.00 (0:29.66)	2:15.50 (0:29.50)	2:42.23 (0:26.73)				
8	2	ROSARITO MISS	58.98	0:27.65	03.48	06.82	13.72	1:01.41	0:58.69	0:56.15	0:45.93 [6]	1:17.18 [8]	1:47.35 [10]	2:15.86 [4]	2:43.51 [8]	1:57.56	1:57.47	+30m	16.94m
		Ryan Duffy	Lead	Q4				200m	817m	818m	818m	633m	410m	408m	411m				
9	10	LOMBO HEAVEN	57.13	0:27.01	03.82	07.24	14.33	1:00.81	0:59.08	0:56.36	0:46.43 [9]	1:17.53 [11]	1:47.25 [9]	2:16.60 [12]	2:43.61 [9]	1:57.18	1:57.55	+4m	18.68m
		James Herbertson	Lead	Q4				199m	807m	807m	807m	627m	404m	404m	404m				
10	3	SASSYOLA	60.76	0:27.25	03.38	06.57	13.41	1:01.55	0:59.61	0:56.59	0:45.61 [4]	1:16.89 [5]	1:47.16 [8]	2:16.51 [10]	2:43.76 [10]	1:58.15	1:57.65	+24m	20.59m
		Jackie Barker	Lead	Q4				199m	815m	813m	813m	632m	409m	406m	407m				
11	13	CAPTAIN PINS NZ	56.97	0:27.78	03.99	07.52	14.87	1:00.82	0:58.68	0:56.28	0:46.79 [12]	1:17.43 [10]	1:47.61 [11]	2:16.11 [7]	2:43.90 [11]	1:57.10	1:57.75	+38m	22.20m
		Michael Bellman	Lead	Q4				202m	816m	818m	820m	639m	409m	407m	411m				
12	11	MAJOR WATSON NZ	57.04	0:28.34	03.81	07.37	14.94	1:01.16	0:58.77	0:56.94	0:46.78 [11]	1:17.78 [12]	1:47.94 [12]	2:16.54 [11]	2:44.88 [12]	1:58.10	1:58.46	+23m	35.51m
		Daryl Douglas	Lead	Q4				201m	813m	819m	818m	629m	404m	410m	410m				

Scratched: STAR HUNTER (4)

Note: Timing is based on positional data

[ ] Indicates rank at the end of each section

-:--:- No data available for this section

N/A Information not available

# Tabcorp Park Melton VIC - M-CLASS

## Race 8: GILLIES CIVIL PACE - 1720m

05 November 2022 - 10:23PM



HARNESS RACING VICTORIA

RANK	TAB	Horse/ Driver	Top Speed (Km/h)	Fastest Section	First 50m	First 100m	First 200m	First Half	Middle Half	Last Half	Lead Time	1st Quarter	2nd Quarter	3rd Quarter	4th Quarter	Last Mile	Mile Rate	Distance Travelled	Gross Time/ Margin
					03.33	06.38	12.73	1:05.22	1:33.99	2:02.17	0:06.91	0:35.76 (0:28.85)	1:05.22 (0:29.46)	1:33.99 (0:28.77)	2:02.17 (0:28.17)				
1	8	<b>IDYLLIC</b>	<b>58.54</b>	<b>0:27.24</b>	03.72	07.03	13.88	0:58.57	0:57.83	0:55.95	0:07.63 [8]	<b>0:37.10 [8]</b>	<b>1:06.22 [8]</b>	<b>1:34.93 [8]</b>	<b>2:02.17 [1]</b>	1:54.53	1:54.31	+18m	2:02.17
		Chris Alford	Lead	Q4				200m	810m	815m	819m	111m	404m	407m	409m				
2	9	<b>IM SHADOW BOXER</b>	<b>59.16</b>	<b>0:27.73</b>	03.65	06.94	13.78	0:58.42	<b>0:57.82</b>	0:56.42	0:07.52 [7]	<b>0:36.80 [7]</b>	<b>1:05.94 [6]</b>	<b>1:34.63 [6]</b>	<b>2:02.36 [2]</b>	1:54.83	1:54.49	+23m	2.48m
		Connor Ronan	Lead	Q4				201m	815m	815m	818m	110m	409m	407m	409m				
3	7	<b>MAGIC MIKE NZ</b>	<b>58.56</b>	<b>0:28.38</b>	03.44	06.77	13.69	<b>0:57.84</b>	0:58.24	0:57.17	0:07.37 [6]	<b>0:35.76 [1]</b>	<b>1:05.22 [1]</b>	<b>1:33.99 [1]</b>	<b>2:02.40 [3]</b>	1:55.02	1:54.52	+16m	2.86m
		Jack Laugher	Lead	Q1				203m	821m	809m	807m	109m	417m	405m	405m				
4	5	<b>OZZIE PLAYBOY</b>	<b>60.78</b>	<b>0:28.54</b>	03.37	06.56	13.27	0:58.27	0:58.02	0:57.28	0:07.12 [3]	<b>0:36.10 [3]</b>	<b>1:05.39 [2]</b>	<b>1:34.12 [2]</b>	<b>2:02.67 [4]</b>	1:55.55	1:54.78	+20m	6.46m
		Abby Sanderson	Q1	Q4				200m	816m	814m	814m	109m	411m	406m	408m				
5	1	<b>DAYLIGHT AT DAWN</b>	<b>58.59</b>	<b>0:27.97</b>	03.42	06.76	13.50	0:58.85	0:58.16	0:56.51	0:07.34 [5]	<b>0:36.57 [6]</b>	<b>1:06.20 [7]</b>	<b>1:34.73 [7]</b>	<b>2:02.71 [5]</b>	1:55.36	1:54.81	+8m	6.69m
		David Moran	Q1	Q4				199m	808m	807m	812m	109m	403m	405m	403m				
6	6	<b>ARDEN ROANOKE NZ</b>	<b>63.60</b>	<b>0:28.53</b>	03.31	06.38	12.73	0:58.61	0:58.49	0:57.30	<b>0:06.90 [1]</b>	<b>0:35.79 [2]</b>	<b>1:05.52 [3]</b>	<b>1:34.28 [3]</b>	<b>2:02.82 [6]</b>	1:55.92	1:54.92	+5m	8.33m
		Jordan Chibnall	Q1	Q4				200m	808m	806m	806m	110m	406m	403m	403m				
7	4	<b>THE LAST CHANCE</b>	<b>59.37</b>	<b>0:28.43</b>	03.39	06.65	13.49	0:58.40	0:57.93	0:57.17	0:07.27 [4]	<b>0:36.50 [5]</b>	<b>1:05.68 [4]</b>	<b>1:34.42 [4]</b>	<b>2:02.85 [7]</b>	1:55.56	1:54.95	+21m	8.89m
		Daryl Douglas	Q1	Q4				200m	817m	814m	815m	109m	411m	407m	409m				

Note: Timing is based on positional data

[ ] Indicates rank at the end of each section


-:--:- No data available for this section

N/A Information not available

# Tabcorp Park Melton VIC - M-CLASS

Race 8: GILLIES CIVIL PACE - 1720m

05 November 2022 - 10:23PM



HARNESS RACING VICTORIA

RANK	TAB	Horse/Driver	Top Speed (Km/h)	Fastest Section	First 50m	First 100m	First 200m	First Half	Middle Half	Last Half	Lead Time	1st Quarter	2nd Quarter	3rd Quarter	4th Quarter	Last Mile	Mile Rate	Distance Travelled	Gross Time/Margin
8	3	<b>CAPTAIN WILSON</b>	<b>61.12</b>	<b>0:28.47</b>								<b>0:35.76</b> (0:28.85)	<b>1:05.22</b> (0:29.46)	<b>1:33.99</b> (0:28.77)	<b>2:02.17</b> (0:28.17)				
		John Caldow	Q1	Q4	<b>03.33</b>	<b>06.54</b>	<b>13.12</b>	0:58.75	0:58.40	0:57.23	0:07.09 [2]	<b>0:36.19 [4]</b> (0:29.10)	<b>1:05.84 [5]</b> (0:29.65)	<b>1:34.59 [5]</b> (0:28.75)	<b>2:03.07 [8]</b> (0:28.47)	1:55.98	1:55.15	<b>+6m</b>	<b>11.78m</b>
							199m	810m	807m	808m	108m	407m	404m	404m	405m	1620m			

Scratched: OUR UNCLE JIM (2)

Note: Timing is based on positional data

[ ] Indicates rank at the end of each section

-:--:-- No data available for this section

N/A Information not available