



HARNESS RACING VICTORIA

Ballarat VIC - C-CLASS

Race 1: PETSTOCK TROT - 2200m

04 May 2022 - 5:30PM




RANK	TAB	Horse/ Driver	Top Speed (Km/h)	Fastest Section	First 50m	First 100m	First 200m	First Half	Middle Half	Last Half	Lead Time	1st Quarter	2nd Quarter	3rd Quarter	4th Quarter	Last Mile	Mile Rate	Distance Travelled	Gross Time/ Margin
					03.62	07.03	14.05	1:49.51	2:20.01	2:50.30	0:44.32	1:16.65 (0:32.33)	1:49.51 (0:32.86)	2:20.01 (0:30.50)	2:50.30 (0:30.28)				
1	1	CALEDONIAN SPIRIT	57.25	0:30.28	03.70	07.09	14.05	1:05.19	1:03.37	1:00.79	0:44.31 [1]	1:16.65 [1] (0:32.33)	1:49.51 [1] (0:32.87)	2:20.01 [1] (0:30.50)	2:50.30 [1] (0:30.28)	2:05.98	2:04.63	0m	2:50.30
		James Herbertson	Lead	Q4			201m	804m	805m	805m	586m	402m	403m	403m	404m				
2	9	LUNA	52.75	0:29.48	04.48	08.24	15.65	1:05.21	1:03.30	0:59.85	0:45.35 [7]	1:17.64 [6] (0:32.28)	1:50.56 [7] (0:32.92)	2:20.94 [8] (0:30.37)	2:50.42 [2] (0:29.48)	2:05.07	2:04.77	+14m	1.65m
		Greg Sugars	Lead	Q4			200m	806m	809m	819m	585m	403m	403m	407m	413m				
3	10	JAHBELLA	52.72	0:29.67	04.54	08.25	15.68	1:05.15	1:02.59	0:59.78	0:45.80 [9]	1:18.04 [8] (0:32.23)	1:50.95 [9] (0:32.92)	2:20.62 [6] (0:29.67)	2:50.73 [3] (0:30.11)	2:04.93	2:04.99	+29m	5.77m
		John Caldwell	Lead	Q3			202m	814m	815m	821m	591m	408m	407m	409m	413m				
4	5	DOUBLE DOT	56.30	0:30.49	03.69	07.19	14.45	1:05.22	1:03.39	1:01.50	0:44.68 [3]	1:16.99 [3] (0:32.31)	1:49.90 [3] (0:32.90)	2:20.39 [4] (0:30.49)	2:51.39 [4] (0:31.01)	2:06.71	2:05.43	+4m	14.47m
		Ian White	Lead	Q3			200m	805m	805m	807m	587m	403m	403m	403m	405m				
5	3	DREAM OVER	55.39	0:30.05	03.71	07.33	15.02	1:05.18	1:02.94	1:01.02	0:45.37 [8]	1:17.65 [7] (0:32.28)	1:50.55 [6] (0:32.89)	2:20.59 [5] (0:30.05)	2:51.56 [5] (0:30.97)	2:06.19	2:05.57	+28m	16.78m
		Craig Demmler	Lead	Q3			201m	815m	813m	816m	593m	409m	407m	407m	409m				
6	2	TENSION SEEKER	54.62	0:30.07	03.87	07.46	14.79	1:05.27	1:02.97	1:02.35	0:44.93 [4]	1:17.30 [4] (0:32.37)	1:50.20 [4] (0:32.90)	2:20.27 [2] (0:30.07)	2:52.56 [6] (0:32.28)	2:07.62	2:06.31	+24m	29.75m
		Scott Torney	Lead	Q3			202m	814m	813m	816m	590m	408m	407m	408m	409m				
7	6	MAJESTIC MATADOR	54.82	0:30.37	03.90	07.47	14.76	1:05.86	1:03.11	1:02.47	0:45.02 [6]	1:18.15 [9] (0:33.13)	1:50.88 [8] (0:32.73)	2:21.26 [9] (0:30.37)	2:53.36 [7] (0:32.10)	2:08.34	2:06.90	+15m	40.76m
		Ginger Gleeson	Lead	Q3			201m	811m	806m	806m	595m	407m	404m	402m	405m				

Note: Timing is based on positional data

[] Indicates rank at the end of each section

-:--:- No data available for this section

N/A Information not available



HARNESS RACING VICTORIA

Ballarat VIC - C-CLASS

Race 1: PETSTOCK TROT - 2200m

04 May 2022 - 5:30PM



RANK	TAB	Horse/ Driver	Top Speed (Km/h)	Fastest Section	First 50m	First 100m	First 200m	First Half	Middle Half	Last Half	Lead Time	1st Quarter	2nd Quarter	3rd Quarter	4th Quarter	Last Mile	Mile Rate	Distance Travelled	Gross Time/ Margin
					03.62	07.03	14.05	1:49.51	2:20.01	2:50.30	0:44.32	1:16.65 (0:32.33)	1:49.51 (0:32.86)	2:20.01 (0:30.50)	2:50.30 (0:30.28)				
8	7	LOUIEVILLE LASS	57.56	0:30.53	03.62	07.03	14.05	1:05.27	1:03.42	1:03.76	0:44.56 [2]	1:16.96 [2]	1:49.85 [2]	2:20.38 [3]	2:53.61 [8]	2:09.04	2:07.11	+20m	44.11m
		Peter Sanderson	Lead	Q3			200m	812m	812m	812m	591m	407m	406m	406m	407m				
9	8	FROM THE WEST	54.20	0:30.47	04.26	07.86	15.20	1:05.23	1:03.38	1:05.39	0:45.00 [5]	1:17.32 [5]	1:50.24 [5]	2:20.70 [7]	2:55.62 [9]	2:10.61	2:08.57	+2m	71.45m
		Jason Ainsworth	Lead	Q3			202m	805m	805m	807m	588m	403m	403m	404m	404m				

Scratched: FUN ON RUM (4)

Note: Timing is based on positional data

[] Indicates rank at the end of each section

-:--:-- No data available for this section

N/A Information not available



HARNESS RACING VICTORIA

Ballarat VIC - C-CLASS

Race 2: FERNDALE CONFECTIONERY TROT - 2200m

04 May 2022 - 6:00PM



RANK	TAB	Horse/ Driver	Top Speed (Km/h)	Fastest Section	First 50m	First 100m	First 200m	First Half	Middle Half	Last Half	Lead Time	1st Quarter	2nd Quarter	3rd Quarter	4th Quarter	Last Mile	Mile Rate	Distance Travelled	Gross Time/ Margin
					03.28	06.57	13.71	1:51.70	2:21.19	2:50.66	0:45.71	1:19.28 (0:33.56)	1:51.70 (0:32.42)	2:21.19 (0:29.49)	2:50.66 (0:29.47)				
1	1	DELLSUN	56.44	0:29.46	03.47	06.94	14.14	1:05.99	1:01.91	0:58.97	0:45.70 [1]	1:19.28 [1]	1:51.70 [1]	2:21.19 [1]	2:50.66 [1]	2:04.95	2:04.95	+2m	2:50.66
		Greg Sugars	Lead	Q4			198m	806m	806m	807m	584m	404m	403m	403m	405m				
2	8	JESSICAS STORY	56.23	0:29.32	03.84	07.30	14.50	1:05.90	1:01.94	0:58.82	0:46.45 [3]	1:19.92 [4]	1:52.35 [5]	2:21.85 [5]	2:51.18 [2]	2:04.72	2:05.32	0m	6.89m
		Jack MacKinnon	Lead	Q4			201m	806m	805m	807m	586m	403m	403m	403m	404m				
3	5	HOTEL KYVALLEY	59.97	0:29.49	03.38	06.61	13.71	1:05.97	1:01.93	0:59.30	0:46.02 [2]	1:19.57 [2]	1:52.00 [3]	2:21.49 [3]	2:51.30 [3]	2:05.28	2:05.39	0m	8.44m
		Nathan Jack	Lead	Q3			197m	805m	805m	807m	583m	403m	403m	403m	405m				
4	3	MYSTIC CHIP	56.32	0:29.42	03.54	06.100	14.39	1:05.84	1:01.79	0:58.96	0:46.77 [5]	1:20.24 [6]	1:52.61 [6]	2:22.04 [6]	2:51.57 [4]	2:04.81	2:05.61	+24m	12.37m
		Monique Burnett	Lead	Q3			198m	814m	814m	817m	588m	409m	406m	408m	410m				
5	2	BELLMAC BAMBI	54.41	0:29.39	03.60	07.19	14.71	1:04.84	1:01.76	0:59.79	0:47.14 [7]	1:19.62 [3]	1:51.98 [2]	2:21.38 [2]	2:51.77 [5]	2:04.63	2:05.76	+25m	14.77m
		Josh Duggan	Lead	Q3			198m	818m	812m	813m	590m	412m	406m	406m	407m				
6	4	BLACK AND GOLD	52.84	0:29.71	03.79	07.56	15.41	1:05.76	1:02.13	0:59.63	0:46.91 [6]	1:20.26 [7]	1:52.68 [7]	2:22.39 [7]	2:52.31 [6]	2:05.39	2:06.13	+4m	22.21m
		Brett Shipway	Lead	Q3			199m	807m	806m	810m	584m	404m	403m	404m	407m				
7	6	WELL DESERVED	59.58	0:29.43	03.28	06.57	14.06	1:05.86	1:01.83	1:00.08	0:46.46 [4]	1:19.93 [5]	1:52.32 [4]	2:21.76 [4]	2:52.41 [7]	2:05.94	2:06.20	+21m	23.24m
		Debra Wicks-Moss	Lead	Q3			197m	814m	813m	815m	587m	408m	406m	408m	408m				

Note: Timing is based on positional data

[] Indicates rank at the end of each section

-:--:- No data available for this section

N/A Information not available



HARNESS RACING VICTORIA

Ballarat VIC - C-CLASS

Race 2: FERNDALE CONFECTIONERY TROT - 2200m

04 May 2022 - 6:00PM



RANK	TAB	Horse/ Driver	Top Speed (Km/h)	Fastest Section	First 50m	First 100m	First 200m	First Half	Middle Half	Last Half	Lead Time	1st Quarter	2nd Quarter	3rd Quarter	4th Quarter	Last Mile	Mile Rate	Distance Travelled	Gross Time/ Margin
					03.28	06.57	13.71	1:51.70	2:21.19	2:50.66	0:45.71	1:19.28 (0:33.56)	1:51.70 (0:32.42)	2:21.19 (0:29.49)	2:50.66 (0:29.47)				
8	7	UNCLE AL	55.81	0:29.67	03.61	07.17	15.03	1:05.38	1:02.00	0:59.57	0:47.72 [9]	1:20.77 [9]	1:53.11 [9]	2:22.77 [9]	2:52.68 [8]	2:04.95	2:06.42	+12m	27.08m
		Anne-Maree Conroy	Lead	Q3			199m	803m	807m	816m	589m	402m	402m	406m	411m				
9	9	THIS QUAKER	54.78	0:29.49	03.96	07.54	15.01	1:05.43	1:01.85	1:01.11	0:47.50 [8]	1:20.59 [8]	1:52.94 [8]	2:22.43 [8]	2:54.05 [9]	2:06.54	2:07.37	+22m	45.29m
		Ashley Ainsworth	Lead	Q3			201m	815m	814m	814m	591m	408m	408m	407m	408m				

Note: Timing is based on positional data

[] Indicates rank at the end of each section

-:--:-- No data available for this section

N/A Information not available

Ballarat VIC - C-CLASS

Race 3: APG VIC GOLD BULLION (2YO COLTS & GELDINGS) (HEAT) - 1710m

04 May 2022 - 6:28PM



HARNESS RACING VICTORIA



RANK	TAB	Horse/ Driver	Top Speed (Km/h)	Fastest Section	First 50m	First 100m	First 200m	First Half	Middle Half	Last Half	Lead Time	1st Quarter	2nd Quarter	3rd Quarter	4th Quarter	Last Mile	Mile Rate	Distance Travelled	Gross Time/ Margin
					03.51	06.91	13.96	1:09.79	1:38.59	2:06.69	0:06.80	0:38.27 (0:31.47)	1:09.79 (0:31.52)	1:38.59 (0:28.80)	2:06.69 (0:28.10)				
1	4	MISTER HUNTER	57.24	0:27.09	03.51	07.03	14.39	1:04.24	0:59.61	0:55.53	0:06.91 [2]	0:39.99 [7]	1:11.16 [7]	1:39.59 [7]	2:06.69 [1]	1:59.77	1:59.38	+23m	2:06.69
		Jack Laugher	Q4	Q4			199m	820m	813m	816m	97m	413m	408m	406m	411m				
2	5	RORYVILLE	56.01	0:27.45	03.81	07.45	14.85	1:03.42	1:00.13	0:55.100	0:07.32 [6]	0:39.16 [5]	1:10.74 [6]	1:39.30 [6]	2:06.74 [2]	1:59.42	1:59.38	+19m	0.71m
		Nathan Jack	Q4	Q4			201m	815m	813m	817m	98m	409m	406m	407m	411m				
3	2	WILL HE REIGN	56.24	0:28.12	03.64	07.09	14.28	1:03.14	1:00.25	0:56.85	0:06.98 [3]	0:38.62 [2]	1:10.12 [3]	1:38.87 [3]	2:06.98 [3]	2:00.00	1:59.56	+1m	4.06m
		Damian Wilson	Lead	Q4			200m	806m	807m	807m	98m	404m	403m	404m	404m				
4	1	ROCKNROLL GRONK	57.68	0:28.47	03.56	06.91	13.96	1:02.98	1:00.32	0:57.26	0:06.80 [1]	0:38.27 [1]	1:09.79 [1]	1:38.59 [1]	2:07.05 [4]	2:00.24	1:59.66	+3m	4.93m
		Michael Stanley	Q1	Q4			199m	809m	806m	807m	97m	406m	404m	403m	405m				
5	3	STAROFTHESHOW	54.63	0:28.09	03.73	07.33	14.61	1:03.13	1:00.18	0:56.75	0:07.21 [4]	0:38.83 [3]	1:10.35 [4]	1:39.01 [4]	2:07.10 [5]	1:59.88	1:59.76	+17m	5.38m
		Nathan Purdon	Q1	Q4			199m	813m	813m	816m	97m	407m	407m	407m	410m				
6	7	JOHNTHEBULLSHARK	54.22	0:28.23	04.02	07.83	14.89	1:02.78	1:00.26	0:56.96	0:07.68 [7]	0:38.92 [4]	1:10.46 [5]	1:39.18 [5]	2:07.42 [6]	1:59.74	2:00.04	0m	9.79m
		John Justice	Q1	Q4			200m	805m	806m	807m	98m	402m	404m	403m	405m				
7	6	MIKIPELO	54.44	0:28.67	03.62	07.41	15.17	1:02.79	0:59.21	0:57.69	0:07.25 [5]	0:39.52 [6]	1:10.05 [2]	1:38.72 [2]	2:07.74 [7]	2:00.48	2:00.32	+17m	13.92m
		Josh Dickie	Lead	Q3			197m	815m	813m	814m	96m	408m	407m	407m	408m				

Note: Timing is based on positional data

[] Indicates rank at the end of each section

-:--:- No data available for this section

N/A Information not available

Ballarat VIC - C-CLASS

Race 4: APG VIC GOLD BULLION (2YO FILLIES) (HEAT) - 1710m

04 May 2022 - 7:03PM



HARNESS RACING VICTORIA



RANK	TAB	Horse/ Driver	Top Speed (Km/h)	Fastest Section	First 50m	First 100m	First 200m	First Half	Middle Half	Last Half	Lead Time	1st Quarter	2nd Quarter	3rd Quarter	4th Quarter	Last Mile	Mile Rate	Distance Travelled	Gross Time/ Margin
					03.36	06.69	13.52	1:09.63	1:38.57	2:06.14	0:06.56	0:37.25 (0:30.70)	1:09.63 (0:32.38)	1:38.57 (0:28.95)	2:06.14 (0:27.56)				
1	8	MAJOR DELIGHT	59.04	0:27.27	03.72	06.98	13.79	1:03.08	1:01.30	0:56.19	0:06.86 [4]	0:37.56 [3]	1:09.95 [3]	1:38.86 [3]	2:06.14 [2]	1:59.27	1:58.82	+2m	2:06.14
		Mark Pitt	Q1	Q4				201m	806m	807m	808m	100m	404m	403m	405m				
2	1	KEAYANG BLUE JEANS	58.73	0:27.55	03.36	06.69	13.52	1:03.07	1:01.33	0:56.51	0:06.56 [2]	0:37.25 [1]	1:09.63 [1]	1:38.57 [1]	2:06.14 [1]	1:59.56	1:58.82	+2m	0.04m
		Jason Lee	Q1	Q4				199m	805m	806m	807m	98m	404m	402m	404m				
3	5	PARADISE VALLEY	56.16	0:27.48	03.60	07.14	14.26	1:03.28	1:01.20	0:56.34	0:07.00 [6]	0:37.96 [5]	1:10.30 [5]	1:39.17 [5]	2:06.64 [3]	1:59.64	1:59.28	0m	6.95m
		Chris Svanosio	Q4	Q4				201m	805m	805m	807m	98m	403m	403m	404m				
4	3	YNOBE DAKOTA	57.64	0:27.86	03.37	06.80	13.94	1:03.51	1:01.17	0:56.65	0:06.67 [3]	0:37.78 [4]	1:10.18 [4]	1:38.96 [4]	2:06.82 [4]	2:00.15	1:59.48	+17m	9.19m
		Ellen Rixon	Lead	Q4				199m	815m	813m	813m	98m	409m	407m	407m				
5	4	YARECKON IM SWEET	59.02	0:28.50	03.38	06.69	13.60	1:03.30	1:01.21	0:57.32	0:06.55 [1]	0:37.48 [2]	1:09.86 [2]	1:38.69 [2]	2:07.19 [5]	2:00.63	1:59.76	+17m	13.92m
		Bailey McDonough	Q1	Q4				199m	816m	813m	812m	98m	409m	408m	406m				
6	7	NYOTA	54.26	0:27.96	03.62	07.39	14.68	1:03.22	1:01.14	0:56.76	0:07.25 [7]	0:38.10 [6]	1:10.47 [6]	1:39.25 [6]	2:07.22 [6]	1:59.97	1:59.85	+20m	14.36m
		Josh Dickie	Lead	Q4				200m	816m	814m	815m	99m	409m	408m	407m				
7	9	SKADI	53.82	0:30.33	04.64	08.27	15.59	1:02.84	1:02.56	1:01.38	0:08.13 [8]	0:38.75 [8]	1:10.98 [8]	1:41.32 [8]	2:12.37 [7]	2:04.23	2:04.65	+6m	83.33m
		Greg Sugars	Q1	Q3				202m	808m	807m	810m	99m	404m	405m	403m				

Note: Timing is based on positional data

[] Indicates rank at the end of each section

-:--:- No data available for this section

N/A Information not available

Ballarat VIC - C-CLASS

Race 4: APG VIC GOLD BULLION (2YO FILLIES) (HEAT) - 1710m

04 May 2022 - 7:03PM



HARNESS RACING VICTORIA



RANK	TAB	Horse/ Driver	Top Speed (Km/h)	Fastest Section	First 50m	First 100m	First 200m	First Half	Middle Half	Last Half	Lead Time	1st Quarter	2nd Quarter	3rd Quarter	4th Quarter	Last Mile	Mile Rate	Distance Travelled	Gross Time/ Margin
					03.36	06.69	13.52	1:09.63	1:38.57	2:06.14	0:06.56	0:37.25 (0:30.70)	1:09.63 (0:32.38)	1:38.57 (0:28.95)	2:06.14 (0:27.56)				
8	2	LANNING	52.38	0:30.51	05.03	08.75	16.24	1:02.75	1:02.69	1:01.31	0:08.62 [9]	0:39.19 [9]	1:11.38 [9]	1:41.88 [9]	2:12.68 [8]	2:04.05	2:04.94	+7m	87.51m
		Nathan Jack	Q1	Q3			200m	810m	808m	809m	98m	406m	405m	404m	406m				
9	6	EYE ON YOU	55.99	0:30.04	03.47	07.02	14.39	1:03.77	1:02.38	1:02.80	0:06.88 [5]	0:38.31 [7]	1:10.65 [7]	1:40.69 [7]	2:13.46 [9]	2:06.56	2:05.69	+2m	97.77m
		Matthew Craven	Lead	Q3			199m	805m	806m	808m	97m	404m	403m	404m	405m				

Note: Timing is based on positional data

[] Indicates rank at the end of each section

-:--:- No data available for this section

N/A Information not available



HARNESS RACING VICTORIA

Ballarat VIC - C-CLASS

Race 5: DECOGLAZE PACE - 1710m

04 May 2022 - 7:30PM




RANK	TAB	Horse/ Driver	Top Speed (Km/h)	Fastest Section	First 50m 03.08	First 100m 06.27	First 200m 13.12	First Half 1:06.18	Middle Half 1:33.74	Last Half 2:01.89	Lead Time 0:06.16	1st Quarter	2nd Quarter	3rd Quarter	4th Quarter	Last Mile	Mile Rate	Distance Travelled	Gross Time/ Margin
												0:35.56 (0:29.40)	1:06.18 (0:30.62)	1:33.74 (0:27.56)	2:01.89 (0:28.14)				
1	2	ELEGANT	59.77	0:27.56	03.41	06.65	13.17	0:59.63	0:58.18	0:55.71	0:06.54 [2]	0:35.56 [1]	1:06.18 [1]	1:33.74 [1]	2:01.89 [1]	1:55.34	1:54.77	+6m	2:01.89
		Geoff Webster	Q1	Q3			200m	813m	805m	806m	97m	410m	404m	402m	405m				
2	1	JEMSTONE GLORY	58.52	0:27.73	03.46	06.80	13.59	1:00.18	0:58.35	0:55.94	0:06.67 [4]	0:36.25 [4]	1:06.86 [5]	1:34.60 [5]	2:02.81 [2]	1:56.13	1:55.72	+4m	12.45m
		John Caldwell	Q1	Q3			199m	809m	808m	807m	97m	405m	406m	403m	405m				
3	9	TOPHUT JOHNY	58.29	0:27.72	03.81	07.13	13.94	1:00.16	0:58.35	0:56.07	0:07.02 [8]	0:36.53 [6]	1:07.18 [7]	1:34.89 [8]	2:03.24 [3]	1:56.22	1:56.09	+3m	18.23m
		James Herbertson	Q1	Q3			201m	809m	807m	807m	99m	405m	405m	403m	404m				
4	5	JACKIERABBIT	56.58	0:27.75	03.56	07.08	14.01	1:00.15	0:57.99	0:56.17	0:06.95 [7]	0:36.87 [7]	1:07.10 [6]	1:34.86 [7]	2:03.28 [4]	1:56.33	1:56.09	+17m	18.65m
		Jackie Barker	Lead	Q3			199m	816m	813m	813m	98m	410m	407m	407m	407m				
5	7	SASSYOLA	56.61	0:27.45	03.48	06.98	14.20	1:00.55	0:57.67	0:55.96	0:06.84 [6]	0:37.18 [8]	1:07.39 [8]	1:34.84 [6]	2:03.36 [5]	1:56.51	1:56.19	+25m	19.70m
		Greg Sugars	Lead	Q3			197m	820m	814m	818m	94m	413m	408m	407m	412m				
6	4	BLOOD MOON	62.18	0:27.72	03.08	06.27	13.12	1:00.36	0:58.37	0:56.93	0:06.16 [1]	0:35.88 [2]	1:06.52 [3]	1:34.24 [2]	2:03.45 [6]	1:57.28	1:56.28	+1m	20.95m
		Darby McGuigan	Lead	Q3			190m	808m	805m	806m	89m	405m	403m	402m	405m				
7	6	BRING BACK LEAH NZ	57.59	0:27.81	03.45	06.86	13.72	0:59.72	0:58.14	0:57.03	0:06.74 [5]	0:36.13 [3]	1:06.47 [2]	1:34.27 [3]	2:03.49 [7]	1:56.74	1:56.28	+22m	21.57m
		Chris Svanosio	Lead	Q3			198m	823m	813m	812m	96m	415m	408m	406m	407m				

Note: Timing is based on positional data

[] Indicates rank at the end of each section

-:--:- No data available for this section

N/A Information not available



HARNESS RACING VICTORIA

Ballarat VIC - C-CLASS

Race 5: DECOGLAZE PACE - 1710m

04 May 2022 - 7:30PM



RANK	TAB	Horse/Driver	Top Speed (Km/h)	Fastest Section	First 50m	First 100m	First 200m	First Half	Middle Half	Last Half	Lead Time	1st Quarter	2nd Quarter	3rd Quarter	4th Quarter	Last Mile	Mile Rate	Distance Travelled	Gross Time/Margin
8	3	GRACIE CULLEN	58.45	0:27.78	03.08	06.27	13.12	1:06.18	1:33.74	2:01.89	0:06.16	0:35.56 (0:29.40)	1:06.18 (0:30.62)	1:33.74 (0:27.56)	2:01.89 (0:28.14)				
		Ryan Sanderson	Lead	Q3	03.38	06.77	13.69	1:00.12	0:58.07	0:56.76	0:06.64 [3]	0:36.49 [5] (0:29.84)	1:06.77 [4] (0:30.28)	1:34.55 [4] (0:27.78)	2:03.53 [8] (0:28.98)	1:56.89	1:56.37	+19m	21.99m
						198m	818m	814m	814m	96m	411m	408m	407m	408m	1632m				

Scratched: AMORE ROCK (8), AVEIRO (10)

Note: Timing is based on positional data

[] Indicates rank at the end of each section

--:-- No data available for this section

N/A Information not available

Ballarat VIC - C-CLASS

Race 6: ABBA TRIBUTE SHOW 23/7 TROTTERS HANDICAP - 2200m

04 May 2022 - 8:03PM



HARNESS RACING VICTORIA



RANK	TAB	Horse/ Driver	Top Speed (Km/h)	Fastest Section	First 50m	First 100m	First 200m	First Half	Middle Half	Last Half	Lead Time	1st Quarter	2nd Quarter	3rd Quarter	4th Quarter	Last Mile	Mile Rate	Distance Travelled	Gross Time/ Margin
					06.39	10.47	18.13	1:49.21	2:18.56	2:48.15	0:47.68	1:17.99 (0:30.31)	1:49.21 (0:31.22)	2:18.56 (0:29.35)	2:48.15 (0:29.59)				
1	12	TENNERSON	53.68	0:28.95	08.32	12.08	19.21	1:01.51	1:00.49	0:58.28	0:48.37 [5]	1:18.70 [4]	1:49.88 [4]	2:19.20 [5]	2:48.15 [1]	1:59.78	2:03.13	+2m	2:48.15
		Greg Sugars	Lead	Q4			200m	805m	805m	806m	586m	403m	403m	403m	405m				
2	3	HURRICANE ED	50.93	0:29.35	06.39	10.47	18.13	1:01.53	1:00.56	0:58.97	0:47.68 [1]	1:17.99 [1]	1:49.21 [1]	2:18.56 [1]	2:48.18 [2]	2:00.50	2:03.13	+2m	0.31m
		Darby McGuigan	Q3	Q3			201m	805m	805m	807m	587m	404m	403m	403m	404m				
3	1	ABUNDANCE NZ	51.27	0:29.32	06.99	10.99	18.56	1:01.52	1:00.55	0:58.66	0:48.01 [2]	1:18.34 [2]	1:49.54 [2]	2:18.88 [2]	2:48.21 [3]	2:00.19	2:03.13	+3m	0.68m
		Chris Svanosio	Q4	Q4			201m	807m	804m	806m	587m	405m	403m	402m	405m				
4	8	ALDEBARAN BELLE NZ	52.30	0:29.19	07.95	12.13	19.90	1:01.46	1:00.48	0:58.53	0:48.73 [7]	1:19.04 [6]	1:50.19 [6]	2:19.52 [8]	2:48.72 [4]	1:59.99	2:03.49	0m	7.70m
		Glenn Conroy	Q4	Q4			200m	804m	805m	806m	586m	403m	402m	404m	403m				
5	13	IMPERIAL WHIZ NZ	53.18	0:29.04	08.53	12.45	22.55	1:00.03	1:00.28	0:58.96	0:50.52 [11]	1:19.56 [9]	1:50.55 [8]	2:19.84 [10]	2:49.52 [5]	1:58.99	2:04.08	+10m	18.21m
		John Caldwell	Lead	Q1			201m	805m	806m	809m	591m	403m	403m	404m	406m				
6	4	WHOS COUNTN	51.83	0:29.16	07.55	11.49	19.16	1:01.56	1:00.27	0:59.42	0:48.70 [6]	1:19.17 [7]	1:50.27 [7]	2:19.44 [6]	2:49.70 [6]	2:00.99	2:04.22	+23m	20.65m
		Luke Dunne	Q3	Q3			201m	815m	812m	812m	591m	410m	407m	406m	407m				
7	10	INDEFENSIBLE	52.78	0:29.12	08.06	11.91	19.17	1:01.38	1:00.17	0:58.83	0:49.87 [10]	1:20.21 [11]	1:51.25 [11]	2:20.38 [11]	2:50.09 [7]	2:00.21	2:04.52	+32m	25.73m
		Neil McCallum	Lead	Q3			201m	818m	816m	812m	598m	409m	409m	407m	406m				

Note: Timing is based on positional data

[] Indicates rank at the end of each section


-:--:- No data available for this section

N/A Information not available

Ballarat VIC - C-CLASS

Race 6: ABBA TRIBUTE SHOW 23/7 TROTTERS HANDICAP - 2200m

04 May 2022 - 8:03PM



HARNESS RACING VICTORIA



RANK	TAB	Horse/Driver	Top Speed (Km/h)	Fastest Section	First 50m	First 100m	First 200m	First Half	Middle Half	Last Half	Lead Time	1st Quarter	2nd Quarter	3rd Quarter	4th Quarter	Last Mile	Mile Rate	Distance Travelled	Gross Time/Margin
												1:17.99 (0:30.31)	1:49.21 (0:31.22)	2:18.56 (0:29.35)	2:48.15 (0:29.59)				
8	6	MAESTRO	52.65	0:28.89	07.90	11.91	19.50	1:01.44	0:59.95	0:59.52	0:49.13 [8]	1:19.51 [8]	1:50.56 [9]	2:19.47 [7]	2:50.10 [8]	2:00.96	2:04.52	+32m	26.02m
		Nathan Jack	Q3	Q3				200m	815m	815m	820m	593m	408m	408m	408m				
9	11	GLENGARRIFF	52.56	0:28.87	08.48	12.50	20.24	1:01.42	0:59.89	0:59.22	0:49.48 [9]	1:19.87 [10]	1:50.90 [10]	2:19.77 [9]	2:50.12 [9]	2:00.64	2:04.52	+31m	26.30m
		Jackie Barker	Q3	Q3				202m	814m	814m	820m	593m	408m	407m	408m				
10	7	SOVEREIGN MINX	53.63	0:29.39	07.86	11.79	19.01	1:01.55	1:00.49	1:00.67	0:48.02 [3]	1:18.47 [3]	1:49.56 [3]	2:18.97 [3]	2:50.24 [10]	2:02.22	2:04.59	+24m	28.00m
		Glenn Hunter	Lead	Q3				201m	814m	811m	812m	595m	408m	406m	406m				
11	5	WHATWILLBEEWILLBEE NZ	52.04	0:29.25	07.34	11.35	18.81	1:01.56	1:00.35	1:02.51	0:48.33 [4]	1:18.81 [5]	1:49.90 [5]	2:19.15 [4]	2:52.41 [11]	2:04.08	2:06.20	+28m	57.18m
		Brent Murphy	Q3	Q3				200m	814m	814m	817m	592m	408m	407m	408m				
12	2	DOUBLE HELIX	49.13	0:30.62	06.98	11.05	19.33	1:02.55	1:01.66	1:01.27	0:53.33 [12]	1:24.83 [12]	1:55.88 [12]	2:26.49 [12]	2:57.14 [12]	2:03.81	2:09.64	+21m	120.74m
		James Herbertson	Lead	Q3				201m	810m	808m	810m	597m	407m	404m	405m				

Scratched: CONSTANTINOPLE (9)

Note: Timing is based on positional data

[] Indicates rank at the end of each section

-:--:- No data available for this section

N/A Information not available

Ballarat VIC - C-CLASS

Race 7: FLYING HORSE ENTERTAINMENT VENUE PACE - 1710m

04 May 2022 - 8:33PM



HARNESS RACING VICTORIA



RANK	TAB	Horse/Driver	Top Speed (Km/h)	Fastest Section	First 50m	First 100m	First 200m	First Half	Middle Half	Last Half	Lead Time	1st Quarter	2nd Quarter	3rd Quarter	4th Quarter	Last Mile	Mile Rate	Distance Travelled	Gross Time/Margin
					03.44	06.61	13.02	1:07.92	1:36.69	2:04.44	0:06.49	0:36.17 (0:29.67)	1:07.92 (0:31.75)	1:36.69 (0:28.78)	2:04.44 (0:27.75)				
1	4	BONAVISTA BOY	61.28	0:27.74	03.44	06.61	13.02	1:01.42	1:00.53	0:56.53	0:06.49 [1]	0:36.17 [1] (0:29.67)	1:07.92 [1] (0:31.75)	1:36.69 [1] (0:28.78)	2:04.44 [1] (0:27.74)	1:57.94	1:57.21	+1m	2:04.44
		Bailey McDonough	Q1	Q4			201m	806m	805m	806m	99m	404m	403m	403m	404m	1611m			
2	5	VILLAGE VOICE	57.10	0:27.50	03.78	07.22	14.20	1:02.10	0:59.63	0:55.52	0:07.08 [5]	0:37.57 [5] (0:30.50)	1:09.18 [5] (0:31.60)	1:37.22 [4] (0:28.03)	2:04.71 [2] (0:27.50)	1:57.63	1:57.50	+12m	3.80m
		Jackie Barker	Q1	Q4			201m	810m	810m	814m	100m	405m	406m	405m	409m	1623m			
3	3	SPORTS WRACK	59.57	0:27.84	03.48	06.76	13.33	1:01.59	1:00.50	0:56.60	0:06.64 [2]	0:36.49 [2] (0:29.85)	1:08.23 [2] (0:31.74)	1:36.100 [3] (0:28.76)	2:04.83 [3] (0:27.84)	1:58.19	1:57.59	0m	5.30m
		John Justice	Q1	Q4			200m	806m	805m	806m	98m	404m	403m	403m	404m	1611m			
4	2	MYZARMI	57.91	0:27.71	03.56	06.91	13.64	1:01.80	1:00.45	0:56.43	0:06.78 [3]	0:36.84 [3] (0:30.06)	1:08.57 [3] (0:31.74)	1:37.28 [5] (0:28.71)	2:05.01 [4] (0:27.71)	1:58.23	1:57.78	0m	7.50m
		Lisa Miles	Q1	Q4			201m	806m	806m	806m	99m	403m	404m	403m	404m	1611m			
5	6	MACHSTIQUE	56.00	0:27.47	03.67	07.22	14.50	1:02.12	0:59.66	0:55.89	0:07.08 [4]	0:37.95 [6] (0:30.86)	1:09.21 [6] (0:31.26)	1:37.61 [6] (0:28.41)	2:05.09 [5] (0:27.47)	1:58.00	1:57.87	+3m	8.80m
		Abby Sanderson	Lead	Q4			201m	806m	804m	808m	100m	405m	402m	403m	406m	1613m			
6	8	ROMANY BROWN	57.97	0:28.07	03.88	07.23	14.02	1:01.76	0:59.70	0:56.39	0:07.11 [6]	0:37.22 [4] (0:30.11)	1:08.87 [4] (0:31.64)	1:36.93 [2] (0:28.07)	2:05.25 [6] (0:28.32)	1:58.14	1:57.97	+8m	10.90m
		Darby McGuigan	Lead	Q3			201m	809m	809m	811m	99m	404m	405m	405m	407m	1619m			
7	7	BRONSKI MOMENT	54.48	0:28.24	03.71	07.41	14.79	1:02.20	0:59.59	0:56.67	0:07.27 [7]	0:38.32 [7] (0:31.04)	1:09.48 [7] (0:31.16)	1:37.91 [7] (0:28.43)	2:06.14 [7] (0:28.24)	1:58.86	1:58.81	+11m	23m
		John Caldow	Lead	Q4			201m	812m	813m	810m	99m	405m	408m	406m	405m	1622m			

Note: Timing is based on positional data

[] Indicates rank at the end of each section

-:--:- No data available for this section

N/A Information not available

Ballarat VIC - C-CLASS

Race 7: FLYING HORSE ENTERTAINMENT VENUE PACE - 1710m

04 May 2022 - 8:33PM



HARNESS RACING VICTORIA



Scratched: CITYSIREN (1), THE WHOLE PACKAGE (9), VAN GOGH (10)

Note: Timing is based on positional data

[] Indicates rank at the end of each section

:-:-- No data available for this section

N/A Information not available

Data processed by  **TRIPLES DATA**



HARNESS RACING VICTORIA

Ballarat VIC - C-CLASS

Race 8: CARNGHAM LINTON FNC PACE - 2200m

04 May 2022 - 9:00PM




RANK	TAB	Horse/ Driver	Top Speed (Km/h)	Fastest Section	First 50m	First 100m	First 200m	First Half	Middle Half	Last Half	Lead Time	1st Quarter	2nd Quarter	3rd Quarter	4th Quarter	Last Mile	Mile Rate	Distance Travelled	Gross Time/ Margin
					03.28	06.51	13.35	1:40.97	2:09.28	2:39.14	0:42.48	1:11.52 (0:29.03)	1:40.97 (0:29.45)	2:09.28 (0:28.32)	2:39.14 (0:29.86)				
1	1	BYALLA BOY	61.35	0:28.32	03.28	06.51	13.35	0:58.48	0:57.77	0:58.18	0:42.48 [1]	1:11.52 [1]	1:40.97 [1]	2:09.28 [1]	2:39.14 [1]	1:56.66	1:56.47	0m	2:39.14
		Darby McGuigan	Lead	Q3			191m	805m	804m	806m	576m	404m	402m	402m	404m				
2	8	LA CAPTAIN	56.42	0:28.28	04.11	07.56	14.54	0:58.20	0:57.74	0:58.14	0:42.93 [3]	1:11.66 [2]	1:41.13 [2]	2:09.41 [2]	2:39.26 [2]	1:56.33	1:56.61	+28m	1.66m
		Greg Sugars	Lead	Q3			201m	816m	812m	812m	596m	410m	408m	405m	408m				
3	2	OUTBACK SHADOW	59.23	0:28.46	03.63	06.91	13.71	0:58.48	0:57.90	0:58.96	0:42.78 [2]	1:11.83 [3]	1:41.27 [3]	2:09.73 [3]	2:40.23 [3]	1:57.44	1:57.27	+3m	14.64m
		Kerryn Manning	Lead	Q3			200m	806m	806m	807m	585m	404m	403m	404m	405m				
4	7	AMERICAN ALLI	57.87	0:28.33	03.65	07.09	14.33	0:58.38	0:57.74	0:58.43	0:43.81 [7]	1:12.80 [7]	1:42.19 [7]	2:10.53 [6]	2:40.63 [4]	1:56.81	1:57.56	+21m	20.00m
		James Herbertson	Lead	Q3			198m	812m	812m	809m	593m	406m	407m	406m	404m				
5	6	MODERN BLISS	56.87	0:28.47	03.71	07.28	14.89	0:58.34	0:57.89	0:58.52	0:44.15 [8]	1:13.08 [8]	1:42.49 [8]	2:10.97 [7]	2:41.01 [5]	1:56.85	1:57.86	+30m	25.04m
		Codi Rauchenberger	Lead	Q3			199m	815m	814m	816m	594m	408m	408m	407m	410m				
6	5	IDLE TIMES	60.03	0:28.87	03.49	06.88	13.90	0:58.36	0:58.26	0:59.99	0:43.16 [4]	1:12.14 [4]	1:41.52 [4]	2:10.40 [5]	2:41.52 [6]	1:58.35	1:58.22	+23m	31.84m
		Damien Burns	Lead	Q3			195m	816m	811m	812m	586m	410m	407m	405m	408m				
7	4	CYRILISCIOUS	56.73	0:28.61	03.83	07.34	14.83	0:58.34	0:58.01	1:00.13	0:43.22 [5]	1:12.15 [5]	1:41.56 [5]	2:10.17 [4]	2:41.69 [7]	1:58.47	1:58.37	+2m	34.00m
		David Murphy	Lead	Q3			201m	804m	805m	807m	588m	403m	403m	403m	405m				

Note: Timing is based on positional data

[] Indicates rank at the end of each section

-:--:- No data available for this section

N/A Information not available



HARNESS RACING VICTORIA

Ballarat VIC - C-CLASS

Race 8: CARNGHAM LINTON FNC PACE - 2200m

04 May 2022 - 9:00PM



RANK	TAB	Horse/Driver	Top Speed (Km/h)	Fastest Section	First 50m	First 100m	First 200m	First Half	Middle Half	Last Half	Lead Time	1st Quarter	2nd Quarter	3rd Quarter	4th Quarter	Last Mile	Mile Rate	Distance Travelled	Gross Time/Margin
					03.28	06.51	13.35	1:40.97	2:09.28	2:39.14	0:42.48	1:11.52 (0:29.03)	1:40.97 (0:29.45)	2:09.28 (0:28.32)	2:39.14 (0:29.86)				
8	9	UNTITLED	58.70	0:28.98	03.94	07.28	14.19	0:58.42	0:59.30	1:03.57	0:43.45 [6]	1:12.43 [6]	1:41.87 [6]	2:11.74 [8]	2:45.45 [8]	2:01.100	2:01.07	+20m	84.10m
		Michelle Phillips	Lead	Q1			201m	816m	811m	808m	593m	410m	407m	405m	404m				

Disqualified: NOTNEGOTIABLE (3)

Note: Timing is based on positional data

[] Indicates rank at the end of each section

-:--:-- No data available for this section

N/A Information not available

Ballarat VIC - C-CLASS

Race 9: WWW.BALLARATTROTTHINGCLUB.COM.AU TROT - 2200m

04 May 2022 - 9:34PM



HARNESS RACING VICTORIA



RANK	TAB	Horse/ Driver	Top Speed (Km/h)	Fastest Section	First 50m 03.54	First 100m 06.98	First 200m 14.23	First Half 1:48.83	Middle Half 2:18.43	Last Half 2:48.25	Lead Time 0:44.08	1st Quarter	2nd Quarter	3rd Quarter	4th Quarter	Last Mile	Mile Rate	Distance Travelled	Gross Time/ Margin
												1:16.76 (0:32.68)	1:48.83 (0:32.06)	2:18.43 (0:29.60)	2:48.25 (0:29.83)				
1	8	DARING ANGEL	54.81	0:29.54	04.23	07.77	15.09	1:03.30	1:01.23	0:59.26	0:45.68 [7]	1:17.31 [3]	1:48.99 [2]	2:18.53 [2]	2:48.25 [1]	2:02.56	2:03.18	+26m	2:48.25
		Darby McGuigan	Lead	Q3			200m	819m	813m	814m	593m	413m	406m	407m	407m				
2	2	MARIACHI	57.72	0:29.53	03.64	07.02	14.23	1:04.80	1:01.66	0:59.08	0:44.38 [2]	1:17.08 [2]	1:49.18 [3]	2:18.74 [3]	2:48.27 [2]	2:03.88	2:03.18	0m	0.29m
		Jack Laugher	Lead	Q4			201m	806m	806m	807m	587m	404m	403m	404m	404m				
3	5	CALDERS DAY OUT	54.59	0:29.60	03.74	07.37	14.72	1:04.74	1:01.66	0:59.62	0:44.08 [1]	1:16.76 [1]	1:48.83 [1]	2:18.43 [1]	2:48.44 [3]	2:04.36	2:03.33	+8m	2.37m
		Anthony Butt	Lead	Q3			201m	806m	806m	806m	595m	403m	403m	404m	404m				
4	7	SARAHLEONIE BOW	53.33	0:29.25	04.27	07.95	15.45	1:04.71	1:01.46	0:58.68	0:45.20 [5]	1:17.70 [6]	1:49.91 [7]	2:19.16 [6]	2:48.59 [4]	2:03.39	2:03.40	+20m	4.61m
		Jason Ainsworth	Lead	Q3			202m	811m	816m	820m	589m	403m	408m	409m	412m				
5	4	BACARDI JESS	57.43	0:29.54	03.54	06.98	14.43	1:04.40	1:01.46	0:59.41	0:44.92 [4]	1:17.40 [5]	1:49.33 [4]	2:18.87 [5]	2:48.74 [5]	2:03.82	2:03.55	+18m	6.57m
		Tina Ridis	Lead	Q3			200m	814m	811m	812m	591m	409m	406m	406m	407m				
6	3	SHEZA CHOCOLATIER	55.12	0:29.26	03.73	07.30	14.78	1:04.28	1:01.15	0:59.52	0:45.31 [6]	1:17.71 [7]	1:49.59 [6]	2:18.86 [4]	2:49.12 [6]	2:03.81	2:03.77	+27m	11.64m
		Mark Pitt	Lead	Q3			200m	815m	815m	818m	593m	409m	406m	409m	410m				
7	1	DI LI	55.69	0:29.65	03.84	07.32	14.55	1:04.82	1:01.79	0:59.78	0:44.71 [3]	1:17.40 [4]	1:49.53 [5]	2:19.18 [7]	2:49.31 [7]	2:04.60	2:03.91	+6m	14.23m
		Brett Shipway	Lead	Q3			202m	805m	806m	812m	588m	404m	403m	404m	409m				

Note: Timing is based on positional data

[] Indicates rank at the end of each section


-:--:- No data available for this section

N/A Information not available

Ballarat VIC - C-CLASS

Race 9: WWW.BALLARATTROTTHINGCLUB.COM.AU TROT - 2200m

04 May 2022 - 9:34PM



HARNESS RACING VICTORIA



RANK	TAB	Horse/Driver	Top Speed (Km/h)	Fastest Section	First 50m	First 100m	First 200m	First Half	Middle Half	Last Half	Lead Time	1st Quarter	2nd Quarter	3rd Quarter	4th Quarter	Last Mile	Mile Rate	Distance Travelled	Gross Time/Margin
8	6	THE CHOOK	46.57	0:33.16	03.54	06.98	14.23	1:48.83	2:18.43	2:48.25	0:44.08	1:16.76 (0:32.68)	1:48.83 (0:32.06)	2:18.43 (0:29.60)	2:48.25 (0:29.83)	2:17.16	2:19.05	+6m	224.58m
		Ellen Tormey	Lead	Q3	07.56	12.61	20.88	1:10.10	1:07.40	1:07.06	0:52.83 [8]	1:28.68 [8] (0:35.85)	2:02.93 [8] (0:34.24)	2:36.08 [8] (0:33.16)	3:09.99 [8] (0:33.90)				

Note: Timing is based on positional data

[] Indicates rank at the end of each section

-:--:-- No data available for this section

N/A Information not available



HARNESS RACING VICTORIA

Ballarat VIC - C-CLASS

Race 10: LATHER UP 1.46 TROT - 2200m

04 May 2022 - 9:59PM



RANK	TAB	Horse/ Driver	Top Speed (Km/h)	Fastest Section	First 50m	First 100m	First 200m	First Half	Middle Half	Last Half	Lead Time	1st Quarter	2nd Quarter	3rd Quarter	4th Quarter	Last Mile	Mile Rate	Distance Travelled	Gross Time/ Margin
					03.47	06.76	13.62	1:51.54	2:21.45	2:50.82	0:44.26	1:17.76 (0:33.50)	1:51.54 (0:33.78)	2:21.45 (0:29.91)	2:50.82 (0:29.37)				
1	4	REIGNING LILLIES	55.56	0:29.36	03.88	07.40	14.78	1:06.23	1:02.98	0:58.83	0:45.76 [5]	1:18.46 [4]	1:51.99 [4]	2:21.45 [1]	2:50.82 [1]	2:05.06	2:05.02	+16m	2:50.82
		James Herbertson	Lead	Q4			201m	814m	812m	813m	588m	409m	406m	407m	407m				
2	2	ALDEBARAN GWEN	55.89	0:29.38	03.83	07.30	14.54	1:06.24	1:03.38	0:59.24	0:45.44 [4]	1:18.16 [3]	1:51.68 [2]	2:21.54 [2]	2:50.92 [2]	2:05.48	2:05.09	+9m	1.34m
		Josh Dickie	Lead	Q4			202m	812m	810m	808m	587m	407m	406m	405m	404m				
3	7	EVERYSECONDCOUNTS	54.48	0:28.87	04.05	07.68	15.49	1:06.32	1:03.67	0:58.92	0:46.37 [7]	1:19.09 [8]	1:52.69 [8]	2:22.75 [6]	2:51.62 [4]	2:05.24	2:05.60	+17m	10.76m
		Shannon O'Sullivan	Lead	Q4			200m	813m	812m	815m	587m	408m	406m	407m	409m				
4	3	FLYIN FIRST CLASS	53.90	0:29.36	04.06	07.70	15.19	1:06.28	1:03.59	0:59.36	0:46.05 [6]	1:18.75 [6]	1:52.33 [5]	2:22.34 [4]	2:51.69 [5]	2:05.64	2:05.68	+19m	11.80m
		Brad Chisholm	Lead	Q4			200m	814m	813m	816m	587m	408m	406m	407m	409m				
5	5	EXCELLENT DROP	59.54	0:29.52	03.46	06.76	13.77	1:07.28	1:04.08	0:59.80	0:44.67 [2]	1:18.15 [2]	1:51.95 [3]	2:22.23 [3]	2:51.75 [6]	2:07.08	2:05.75	+5m	12.38m
		Eddie Conroy	Lead	Q4			200m	805m	807m	811m	586m	403m	403m	405m	407m				
6	6	BEAUTIFUL SUNRISE	58.99	0:29.69	03.49	06.82	14.08	1:07.28	1:04.24	1:00.11	0:45.05 [3]	1:18.51 [5]	1:52.34 [6]	2:22.75 [7]	2:52.44 [7]	2:07.39	2:06.26	0m	22.01m
		Ashley Ainsworth	Lead	Q4			200m	805m	804m	806m	586m	403m	402m	402m	404m				
7	1	COUNTESS CHIRON	58.51	0:30.90	03.47	06.79	13.62	1:07.28	1:04.68	1:03.48	0:44.25 [1]	1:17.76 [1]	1:51.54 [1]	2:22.45 [5]	2:55.03 [8]	2:10.78	2:08.09	0m	56.19m
		Jack MacKinnon	Lead	Q3			200m	805m	805m	806m	586m	403m	403m	403m	404m				

Note: Timing is based on positional data

[] Indicates rank at the end of each section

-:--:- No data available for this section

N/A Information not available



HARNESS RACING VICTORIA

Ballarat VIC - C-CLASS

Race 10: LATHER UP 1.46 TROT - 2200m

04 May 2022 - 9:59PM



RANK	TAB	Horse/Driver	Top Speed (Km/h)	Fastest Section	First 50m	First 100m	First 200m	First Half	Middle Half	Last Half	Lead Time	1st Quarter	2nd Quarter	3rd Quarter	4th Quarter	Last Mile	Mile Rate	Distance Travelled	Gross Time/Margin
8	8	MAJESTIC PRIDE	53.54	0:28.30	03.47	06.76	13.62	1:51.54	2:21.45	2:50.82	0:44.26	1:17.76 (0:33.50)	1:51.54 (0:33.78)	2:21.45 (0:29.91)	2:50.82 (0:29.37)				
					05.36	09.88	18.75	1:02.38	1:04.01	0:58.56	0:50.30 [8]	1:18.95 [7] (0:28.65)	1:52.68 [7] (0:33.73)	2:22.96 [8] (0:30.27)	2:51.25 [3] (0:28.30)	2:00.95	2:05.38	+10m	5.94m
		Ryan Sanderson	Q4	Q4			201m	804m	805m	809m	594m	403m	402m	404m	406m	1613m			

Note: Timing is based on positional data

[] Indicates rank at the end of each section

-:--:-- No data available for this section

N/A Information not available

Ballarat VIC - C-CLASS

Race 11: 4CYTE JOINT PROTECTION 3YO PACE - 1710m

04 May 2022 - 10:26PM



HARNESS RACING VICTORIA



RANK	TAB	Horse/ Driver	Top Speed (Km/h)	Fastest Section	First 50m	First 100m	First 200m	First Half	Middle Half	Last Half	Lead Time	1st Quarter	2nd Quarter	3rd Quarter	4th Quarter	Last Mile	Mile Rate	Distance Travelled	Gross Time/ Margin
					03.30	06.43	13.12	1:07.86	1:36.28	2:04.30	0:06.31	0:36.56 (0:30.26)	1:07.86 (0:31.28)	1:36.28 (0:28.41)	2:04.30 (0:28.02)				
1	6	MAJOR ANNIE NZ	60.97	0:28.02	03.38	06.60	13.19	1:01.38	0:59.70	0:56.43	0:06.48 [2]	0:36.56 [1] (0:30.09)	1:07.86 [1] (0:31.28)	1:36.28 [1] (0:28.41)	2:04.30 [1] (0:28.02)	1:57.81	1:57.09	+3m	2:04.30
		Bailey McDonough	Q1	Q4			199m	810m	805m	806m	97m	407m	404m	403m	405m				
2	5	KEAYANG OMAR	62.58	0:28.27	03.30	06.43	13.12	1:01.87	0:59.66	0:56.64	0:06.31 [1]	0:36.88 [2] (0:30.56)	1:08.18 [3] (0:31.28)	1:36.55 [3] (0:28.37)	2:04.81 [2] (0:28.27)	1:58.50	1:57.56	+1m	6.96m
		Jason Lee	Q1	Q4			199m	806m	806m	807m	98m	403m	403m	403m	404m				
3	9	SPEEDY SPIDA	58.66	0:28.11	03.77	07.08	13.87	1:01.47	0:58.97	0:56.45	0:06.96 [5]	0:37.82 [5] (0:30.85)	1:08.43 [4] (0:30.62)	1:36.78 [4] (0:28.34)	2:04.89 [3] (0:28.11)	1:57.92	1:57.65	+19m	7.82m
		John Caldwell	Q1	Q4			200m	818m	812m	814m	99m	411m	408m	406m	409m				
4	2	POWER UP NZ	59.40	0:28.18	03.40	06.68	13.40	1:01.94	0:59.67	0:56.56	0:06.55 [3]	0:37.20 [4] (0:30.64)	1:08.49 [5] (0:31.30)	1:36.86 [5] (0:28.37)	2:05.05 [4] (0:28.18)	1:58.49	1:57.74	+1m	10.03m
		Josh Dickie	Q1	Q4			198m	806m	806m	808m	97m	403m	403m	403m	405m				
5	4	ITTAKESLUV	55.52	0:27.88	03.56	07.33	14.69	1:02.18	0:58.51	0:55.77	0:07.20 [8]	0:38.77 [9] (0:31.56)	1:09.38 [9] (0:30.62)	1:37.27 [7] (0:27.89)	2:05.15 [5] (0:27.88)	1:57.95	1:57.93	+12m	11.41m
		Jackie Barker	Q3	Q4			198m	818m	812m	807m	96m	410m	408m	404m	404m				
6	8	RAINDROPS	58.24	0:28.31	04.12	07.48	14.22	1:01.40	0:58.91	0:56.63	0:07.36 [9]	0:38.16 [7] (0:30.80)	1:08.76 [6] (0:30.60)	1:37.07 [6] (0:28.31)	2:05.40 [6] (0:28.32)	1:58.04	1:58.12	+21m	14.77m
		Matthew Craven	Q1	Q3			202m	817m	814m	816m	100m	410m	408m	407m	411m				
7	3	JEKAMIAS NZ	58.29	0:28.38	03.45	06.78	13.55	1:01.42	0:59.30	0:57.36	0:06.65 [4]	0:37.16 [3] (0:30.51)	1:08.07 [2] (0:30.91)	1:36.46 [2] (0:28.38)	2:05.44 [7] (0:28.99)	1:58.79	1:58.12	+16m	15.23m
		Jodi Quinlan	Q1	Q3			199m	817m	813m	812m	97m	410m	408m	406m	407m				

Note: Timing is based on positional data

[] Indicates rank at the end of each section

-:--:-- No data available for this section

N/A Information not available



HARNESS RACING VICTORIA

Ballarat VIC - C-CLASS

Race 11: 4CYTE JOINT PROTECTION 3YO PACE - 1710m

04 May 2022 - 10:26PM



RANK	TAB	Horse/ Driver	Top Speed (Km/h)	Fastest Section	First 50m	First 100m	First 200m	First Half	Middle Half	Last Half	Lead Time	1st Quarter	2nd Quarter	3rd Quarter	4th Quarter	Last Mile	Mile Rate	Distance Travelled	Gross Time/ Margin
					03.30	06.43	13.12	1:07.86	1:36.28	2:04.30	0:06.31	0:36.56 (0:30.26)	1:07.86 (0:31.28)	1:36.28 (0:28.41)	2:04.30 (0:28.02)				
8	7	MILLWOOD DIOR NZ	57.03	0:28.25	03.73	07.17	14.47	1:02.02	0:58.87	0:56.52	0:07.04 [7]	0:38.45 [8]	1:09.07 [7]	1:37.32 [8]	2:05.57 [8]	1:58.54	1:58.31	+19m	17.14m
		Craig Demmler	Q1	Q4			201m	818m	815m	814m		99m	411m	408m	408m				
9	1	WICHITA DANCE	57.06	0:29.75	03.67	07.09	13.86	1:02.13	1:01.02	0:59.63	0:06.96 [6]	0:37.83 [6]	1:09.10 [8]	1:38.85 [9]	2:08.73 [9]	2:01.76	2:01.23	+1m	59.33m
		Neil McCallum	Q1	Q3			200m	805m	807m	809m		98m	403m	403m	405m				

Note: Timing is based on positional data

[] Indicates rank at the end of each section

-:--:-- No data available for this section

N/A Information not available



HARNESS RACING VICTORIA

Ballarat VIC - C-CLASS

Race 12: ISUZU UTE BALLARAT PACE - 2200m

04 May 2022 - 10:56PM



RANK	TAB	Horse/ Driver	Top Speed (Km/h)	Fastest Section	First 50m 03.11	First 100m 06.26	First 200m 13.16	First Half 1:48.72	Middle Half 2:17.88	Last Half 2:47.18	Lead Time 0:44.62	1st Quarter	2nd Quarter	3rd Quarter	4th Quarter	Last Mile	Mile Rate	Distance Travelled	Gross Time/ Margin
												1:17.17 (0:32.55)	1:48.72 (0:31.56)	2:17.88 (0:29.16)	2:47.18 (0:29.30)				
1	9	KARMA QUEEN	58.92	0:28.77	03.75	07.06	13.89	1:04.11	1:00.66	0:57.82	0:45.24 [4]	1:17.76 [5]	1:49.35 [5]	2:18.42 [5]	2:47.18 [1]	2:01.94	2:02.33	+3m	2:47.18
		Bailey McDonough	Lead	Q4								(0:32.52)	(0:31.59)	(0:29.06)	(0:28.77)				
2	10	THE REGULATOR	56.11	0:28.76	03.97	07.50	14.72	1:04.06	1:00.38	0:57.56	0:45.56 [6]	1:18.06 [6]	1:49.64 [7]	2:18.44 [6]	2:47.20 [2]	2:01.62	2:02.40	+12m	0.20m
		Darby McGuigan	Lead	Q4								(0:32.48)	(0:31.57)	(0:28.80)	(0:28.76)				
3	6	REALLY SMARTIE	57.58	0:28.89	03.56	06.96	14.10	1:03.84	1:00.42	0:57.96	0:45.43 [5]	1:17.74 [4]	1:49.28 [4]	2:18.17 [4]	2:47.23 [3]	2:01.80	2:02.40	+27m	0.50m
		Justin Campbell	Lead	Q3				(0:32.31)				(0:31.53)	(0:28.89)	(0:29.07)	200m				
4	3	TOP GUN TILLY	55.28	0:28.80	03.65	07.17	14.41	1:03.87	1:00.38	0:57.63	0:45.74 [7]	1:18.06 [7]	1:49.61 [6]	2:18.44 [7]	2:47.24 [4]	2:01.50	2:02.40	+29m	0.80m
		James Herbertson	Lead	Q4								(0:32.32)	(0:31.55)	(0:28.83)	(0:28.80)				
5	11	CEE OH DEE	54.75	0:28.77	04.08	07.72	15.06	1:03.85	1:00.34	0:57.54	0:46.07 [9]	1:18.36 [8]	1:49.93 [8]	2:18.71 [8]	2:47.47 [5]	2:01.40	2:02.62	+29m	3.70m
		Mark Pitt	Lead	Q4					(0:32.28)			(0:31.56)	(0:28.78)	(0:28.77)	201m				
6	2	SUMMER GRIN	59.26	0:29.11	03.45	06.72	13.55	1:04.12	1:00.69	0:58.48	0:44.92 [2]	1:17.46 [3]	1:49.04 [3]	2:18.16 [3]	2:47.53 [6]	2:02.61	2:02.62	+3m	4.70m
		Brent Murphy	Lead	Q3								(0:32.54)	(0:31.57)	(0:29.11)	(0:29.37)				
7	5	SPENDTHRIFT	62.75	0:29.16	03.11	06.26	13.16	1:04.10	1:00.72	0:59.34	0:44.61 [1]	1:17.17 [1]	1:48.72 [1]	2:17.88 [1]	2:48.06 [7]	2:03.44	2:02.98	+2m	11.50m
		John Caldow	Lead	Q3								(0:32.55)	(0:31.56)	(0:29.16)	(0:30.17)				

Note: Timing is based on positional data

[] Indicates rank at the end of each section

-:--:- No data available for this section

N/A Information not available



HARNESS RACING VICTORIA

Ballarat VIC - C-CLASS

Race 12: ISUZU UTE BALLARAT PACE - 2200m

04 May 2022 - 10:56PM



RANK	TAB	Horse/ Driver	Top Speed (Km/h)	Fastest Section	First 50m	First 100m	First 200m	First Half	Middle Half	Last Half	Lead Time	1st Quarter	2nd Quarter	3rd Quarter	4th Quarter	Last Mile	Mile Rate	Distance Travelled	Gross Time/ Margin
												1:17.17 (0:32.55)	1:48.72 (0:31.56)	2:17.88 (0:29.16)	2:47.18 (0:29.30)				
8	12	MY DARLING DANCER	55.60	0:28.75	04.10	07.79	15.37	1:04.01	1:00.38	0:58.33	0:46.01 [8]	1:18.42 [9]	1:50.03 [9]	2:18.79 [9]	2:48.36 [8]	2:02.35	2:03.28	+3m	16.30m
		Ashley Ainsworth	Lead	Q3			201m	808m	807m	809m	587m	405m	404m	404m	406m				
9	4	CALCULATING DANCER	59.57	0:29.13	03.36	06.68	13.75	1:03.84	1:00.68	0:59.46	0:45.12 [3]	1:17.44 [2]	1:48.97 [2]	2:18.11 [2]	2:48.44 [9]	2:03.31	2:03.28	+21m	16.80m
		Chris Romanidis	Lead	Q3			201m	815m	811m	814m	593m	410m	406m	406m	409m				

Scratched: LALIBELA NZ (1), COLERNE (7), ROMAN ARNIE (8)

Note: Timing is based on positional data

[] Indicates rank at the end of each section

-:--:-- No data available for this section

N/A Information not available