


Tabcorp Park Melton VIC - M-CLASS

Race 1: DNR LOGISTICS PACE - 1720m

19 March 2022 - 6:04PM



HARNESS RACING VICTORIA

RANK	TAB	Horse/ Driver	Top Speed (Km/h)	Fastest Section	First 50m	First 100m	First 200m	First Half	Middle Half	Last Half	Lead Time	1st Quarter	2nd Quarter	3rd Quarter	4th Quarter	Last Mile	Mile Rate	Distance Travelled	Gross Time/ Margin
					03.05	06.07	12.35	1:04.37	1:31.66	2:00.28	0:06.71	0:34.76 (0:28.06)	1:04.37 (0:29.61)	1:31.66 (0:27.28)	2:00.28 (0:28.62)				
1	9	PRIVATE EYE	59.50	0:26.68	03.67	06.93	13.53	0:57.48	0:56.17	0:55.22	0:07.57 [8]	0:35.56 [5]	1:05.07 [5]	1:31.74 [2]	2:00.28 [1]	0:28.54	1:52.63	+20m	2:00.28
		Mark Pitt	Q1	Q3			203m	815m	816m	815m	113m	409m	407m	410m	406m				
2	1	DUKE OF DUNDEE NZ	62.20	0:27.46	03.19	06.34	12.54	0:58.01	0:56.99	0:55.87	0:06.97 [3]	0:35.43 [4]	1:04.98 [4]	1:32.43 [5]	2:00.84 [2]	0:28.40	1:53.19	+2m	7.56m
		Jack Laugher	Q1	Q3			199m	806m	807m	807m	109m	403m	404m	404m	404m				
3	3	CAPTAIN WILSON	61.60	0:27.30	03.17	06.32	12.75	0:57.42	0:56.89	0:56.49	0:06.95 [2]	0:34.76 [1]	1:04.37 [1]	1:31.66 [1]	2:00.86 [3]	0:29.19	1:53.19	+5m	7.67m
		Darby McGuigan	Q1	Q3			199m	810m	807m	806m	109m	407m	403m	404m	403m				
4	6	JAWBREAKER	63.95	0:27.39	03.05	06.07	12.35	0:57.98	0:56.99	0:56.27	0:06.70 [1]	0:35.09 [2]	1:04.69 [2]	1:32.07 [3]	2:00.95 [4]	0:28.87	1:53.28	+3m	8.97m
		James Herbertson	Q1	Q3			199m	808m	807m	806m	109m	405m	404m	404m	402m				
5	7	POCKET THEDEAL NZ	57.51	0:27.55	03.37	06.79	13.83	0:58.00	0:57.03	0:55.62	0:07.53 [7]	0:36.07 [8]	1:05.54 [8]	1:33.09 [8]	2:01.16 [5]	0:28.06	1:53.47	+4m	11.78m
		Ellen Tormey	Lead	Q3			201m	807m	807m	807m	109m	406m	402m	405m	403m				
6	2	MONSIEUR DELACOUR	60.01	0:27.52	03.35	06.63	13.01	0:57.97	0:57.04	0:56.04	0:07.30 [6]	0:35.75 [6]	1:05.27 [6]	1:32.80 [7]	2:01.32 [6]	0:28.52	1:53.66	+2m	14.00m
		Connor Clarke	Q1	Q3			200m	804m	808m	808m	111m	402m	403m	406m	403m				
7	4	ZUBERI	59.68	0:27.44	03.25	06.53	13.10	0:57.78	0:57.23	0:56.41	0:07.19 [5]	0:35.18 [3]	1:04.98 [3]	1:32.41 [4]	2:01.39 [7]	0:28.97	1:53.66	+17m	14.90m
		Josh Duggan	Lead	Q3			201m	813m	814m	814m	110m	408m	406m	409m	406m				

Note: Timing is based on positional data

[] Indicates rank at the end of each section


-:--:- No data available for this section

N/A Information not available

Tabcorp Park Melton VIC - M-CLASS

Race 1: DNR LOGISTICS PACE - 1720m

19 March 2022 - 6:04PM



HARNESS RACING VICTORIA

RANK	TAB	Horse/ Driver	Top Speed (Km/h)	Fastest Section	First 50m	First 100m	First 200m	First Half	Middle Half	Last Half	Lead Time	1st Quarter	2nd Quarter	3rd Quarter	4th Quarter	Last Mile	Mile Rate	Distance Travelled	Gross Time/ Margin
					03.05	06.07	12.35	1:04.37	1:31.66	2:00.28	0:06.71	0:34.76 (0:28.06)	1:04.37 (0:29.61)	1:31.66 (0:27.28)	2:00.28 (0:28.62)				
8	5	MODERN BLISS	61.14	0:27.30	03.17	06.34	12.94	0:58.49	0:56.95	0:55.93	0:06.99 [4]	0:35.81 [7]	1:05.48 [7]	1:32.77 [6]	2:01.40 [8]	0:28.63	1:53.66	+23m	14.98m
		Codi Rauchenberger	Lead	Q3			200m	820m	815m	814m	109m	413m	407m	408m	407m				

Scratched: ROCKINGWITHSIERRA (8)

Note: Timing is based on positional data

[] Indicates rank at the end of each section

-:--:- No data available for this section

N/A Information not available

Tabcorp Park Melton VIC - M-CLASS

Race 2: EYNESBURY RESIMAX PACE - 2240m

19 March 2022 - 6:30PM



HARNESS RACING VICTORIA

RANK	TAB	Horse/ Driver	Top Speed (Km/h)	Fastest Section	First	First	First	First	Middle	Last	Lead	1st	2nd	3rd	4th	Last Mile	Mile Rate	Distance Travelled	Gross Time/ Margin
					50m	100m	200m	Half	Half	Half	Time	Quarter	Quarter	Quarter	Quarter				
1	3	JULIUS SHADOW	61.84	0:28.38	03.19	06.36	13.12	0:59.65	0:59.21	0:57.56	0:44.32 [1]	1:13.94 [1]	1:43.98 [1]	2:13.15 [1]	2:41.53 [1]	0:28.38	1:56.16	+1m	2:41.53
		Kerryn Manning	Lead	Q4								171m	805m	805m	805m				
2	1	MAJALINER	58.53	0:28.36	03.37	06.75	13.45	0:59.69	0:59.16	0:57.51	0:44.57 [3]	1:14.25 [3]	1:44.28 [3]	2:13.41 [3]	2:41.78 [2]	0:28.36	1:56.30	+1m	3:33m
		Darby McGuigan	Lead	Q4								175m	804m	806m	806m				
3	8	ROSARITO MISS	58.85	0:28.17	03.67	07.02	13.79	0:59.71	0:59.17	0:57.32	0:44.87 [5]	1:14.56 [5]	1:44.59 [5]	2:13.73 [5]	2:41.90 [3]	0:28.17	1:56.38	0m	4:96m
		Anthony Butt	Lead	Q4								190m	806m	806m	804m				
4	13	FOOLISH PLEASURE	56.86	0:28.09	03.85	07.40	14.43	0:59.54	0:59.17	0:57.23	0:45.33 [8]	1:14.85 [7]	1:44.87 [7]	2:14.02 [7]	2:42.11 [4]	0:28.09	1:56.52	+2m	7:87m
		James Herbertson	Lead	Q4						195m		804m	806m	806m	623m				
5	6	CELESTIAL GOSSIP	58.99	0:28.99	03.33	06.66	13.89	0:59.92	0:59.16	0:58.16	0:44.56 [2]	1:14.50 [4]	1:44.50 [4]	2:13.67 [4]	2:42.65 [5]	0:28.99	1:56.95	+32m	15:06m
		Josh Dickie	Lead	Q4								176m	815m	813m	815m				
6	2	BRACKENREID	58.96	0:28.50	03.39	06.73	13.59	0:59.89	0:58.75	0:57.32	0:45.46 [9]	1:15.44 [10]	1:45.36 [10]	2:14.19 [9]	2:42.68 [6]	0:28.50	1:56.95	+25m	15:42m
		Daryl Douglas	Lead	Q4								179m	815m	815m	815m				
7	9	JETS ART	58.77	0:28.39	03.71	07.03	13.89	0:59.34	0:59.20	0:57.57	0:45.84 [10]	1:15.17 [9]	1:45.18 [9]	2:14.38 [10]	2:42.76 [7]	0:28.39	1:57.02	+8m	16:33m
		Nathan Jack	Lead	Q4								193m	806m	806m	806m				

Note: Timing is based on positional data

[] Indicates rank at the end of each section

-:--:- No data available for this section

N/A Information not available

Tabcorp Park Melton VIC - M-CLASS

Race 2: EYNESBURY RESIMAX PACE - 2240m

19 March 2022 - 6:30PM



HARNESS RACING VICTORIA

RANK	TAB	Horse/Driver	Top Speed (Km/h)	Fastest Section	First 50m	First 100m	First 200m	First Half	Middle Half	Last Half	Lead Time	1st Quarter	2nd Quarter	3rd Quarter	4th Quarter	Last Mile	Mile Rate	Distance Travelled	Gross Time/Margin
					03.19	06.36	13.12	1:43.98	2:13.15	2:41.53	0:44.32	1:13.94 (0:29.61)	1:43.98 (0:30.04)	2:13.15 (0:29.17)	2:41.53 (0:28.38)				
8	5	AUSSIEPRIDE	60.43	0:29.08	03.38	06.60	13.60	0:59.90	0:59.05	0:58.18	0:44.88 [6]	1:14.82 [6]	1:44.79 [6]	2:13.87 [6]	2:42.96 [8]	0:29.08	1:57.17	+26m	19.25m
		Paula Martin	Lead	Q4			180m	814m	812m	811m	617m	408m	407m	406m	406m				
9	11	OZZIE PLAYBOY	58.04	0:28.59	03.76	07.18	14.57	0:59.12	0:59.02	0:57.59	0:46.39 [12]	1:15.51 [11]	1:45.51 [12]	2:14.52 [11]	2:43.11 [9]	0:28.59	1:57.24	+18m	21.26m
		Jack Laughher	Lead	Q4			194m	806m	811m	814m	627m	403m	403m	408m	407m				
10	10	AJAY BREEZY ROSE	57.97	0:28.77	03.76	07.18	14.22	0:59.18	0:58.42	0:58.16	0:46.19 [11]	1:15.72 [12]	1:45.37 [11]	2:14.15 [8]	2:43.54 [10]	0:29.39	1:57.60	+33m	27.22m
		Josh Duggan	Lead	Q3			193m	816m	818m	820m	627m	409m	408m	411m	410m				
11	7	HURRICANE HALL	56.85	0:29.15	03.44	06.94	14.18	0:59.56	0:59.15	0:59.41	0:44.65 [4]	1:14.22 [2]	1:44.21 [2]	2:13.37 [2]	2:43.62 [11]	0:30.26	1:57.67	+28m	27.87m
		Rodney Petroff	Lead	Q3			178m	816m	811m	811m	616m	410m	406m	406m	406m				
12	4	EMMBER NZ	60.58	0:29.74	03.34	06.56	13.31	0:59.93	0:59.69	1:05.12	0:45.14 [7]	1:15.12 [8]	1:45.07 [8]	2:14.82 [12]	2:50.20 [12]	0:35.39	2:02.34	+20m	115.53m
		Kate Gath	Lead	Q3			177m	814m	813m	810m	609m	409m	406m	408m	403m				

Scratched: REACTOR FACTOR (12)

Note: Timing is based on positional data

[] Indicates rank at the end of each section

-:--:- No data available for this section

N/A Information not available

Tabcorp Park Melton VIC - M-CLASS

Race 3: ALDEBARAN PARK VICBRED PLATINUM HOME GROWN CLASSIC (3YO TROTTING COLTS & GELDINGS) FINAL (GROUP 1) - 1720m



19 March 2022 - 7:03PM

HARNESS RACING VICTORIA

RANK	TAB	Horse/ Driver	Top Speed (Km/h)	Fastest Section	First 50m	First 100m	First 200m	First Half	Middle Half	Last Half	Lead Time	1st Quarter	2nd Quarter	3rd Quarter	4th Quarter	Last Mile	Mile Rate	Distance Travelled	Gross Time/ Margin
					03.30	06.57	13.43	1:06.63	1:36.82	2:06.24	0:07.27	0:36.11 (0:28.84)	1:06.63 (0:30.51)	1:36.82 (0:30.19)	2:06.24 (0:29.43)				
1	1	HES A HAMMER	58.15	0:29.06	03.36	06.71	13.65	0:59.55	1:00.67	0:59.30	0:07.39 [3]	0:36.46 [3]	1:06.94 [3]	1:37.12 [3]	2:06.24 [1]	0:29.12	1:58.26	+1m	2:06.24
		Josh Dickie	Lead	Q1				199m	805m	807m	806m	110m	403m	403m	404m				
2	3	HEPHAESTUS PHOENIX	59.03	0:28.84	03.30	06.57	13.43	0:59.35	1:00.70	0:59.83	0:07.27 [1]	0:36.11 [1]	1:06.63 [1]	1:36.82 [1]	2:06.46 [2]	0:29.64	1:58.45	+5m	2.83m
		Chris Svanosio	Q1	Q1				200m	810m	806m	807m	109m	408m	403m	404m				
3	5	SIR EROS	59.01	0:29.04	03.32	06.63	13.49	0:59.47	1:00.65	1:00.74	0:07.28 [2]	0:36.34 [2]	1:06.77 [2]	1:36.98 [2]	2:07.50 [3]	0:30.52	1:59.38	+20m	16.41m
		Anthony Butt	Q1	Q1				201m	817m	813m	813m	110m	411m	406m	407m				
4	11	INSPIRE	53.70	0:29.34	04.15	07.85	15.34	0:59.05	0:59.53	0:59.96	0:08.60 [10]	0:38.31 [9]	1:07.66 [7]	1:37.84 [8]	2:07.61 [4]	0:29.77	1:59.48	+5m	18.25m
		Nigel Milne	Lead	Q2				201m	805m	806m	809m	111m	404m	403m	404m				
5	2	GAELIC LAD	56.38	0:29.09	03.39	06.88	13.97	0:59.49	1:00.68	1:01.07	0:07.60 [4]	0:36.69 [4]	1:07.09 [4]	1:37.38 [4]	2:08.15 [5]	0:30.77	2:00.04	+17m	25.32m
		Jason Ainsworth	Lead	Q1				199m	814m	812m	813m	109m	409m	406m	407m				
6	10	HESANAVENTER	55.14	0:29.44	03.91	07.49	14.63	0:59.19	1:00.11	1:01.09	0:08.22 [9]	0:37.66 [7]	1:07.41 [6]	1:37.77 [7]	2:08.50 [6]	0:30.74	2:00.32	+20m	29.95m
		James Herbertson	Lead	Q1				201m	814m	814m	817m	111m	407m	408m	407m				
7	6	EE BE MAC	53.99	0:29.57	03.69	07.35	14.91	0:59.77	0:59.34	1:00.73	0:08.11 [8]	0:38.13 [8]	1:07.88 [8]	1:37.46 [5]	2:08.61 [7]	0:31.15	2:00.41	+24m	31.93m
		Kerryn Manning	Lead	Q3				203m	816m	816m	819m	111m	410m	407m	410m				


Note: Timing is based on positional data

[] Indicates rank at the end of each section

-:--:- No data available for this section

N/A Information not available

Tabcorp Park Melton VIC - M-CLASS



Race 3: ALDEBARAN PARK VICBRED PLATINUM HOME GROWN CLASSIC (3YO TROTTING COLTS & GELDINGS) FINAL (GROUP 1) - 1720m



19 March 2022 - 7:03PM

HARNESS RACING VICTORIA

RANK	TAB	Horse/ Driver	Top Speed (Km/h)	Fastest Section	First 50m	First 100m	First 200m	First Half	Middle Half	Last Half	Lead Time	1st Quarter	2nd Quarter	3rd Quarter	4th Quarter	Last Mile	Mile Rate	Distance Travelled	Gross Time/ Margin
					03.30	06.57	13.43	1:06.63	1:36.82	2:06.24	0:07.27	0:36.11 (0:28.84)	1:06.63 (0:30.51)	1:36.82 (0:30.19)	2:06.24 (0:29.43)				
8	8	MAORI MUSCLE	56.51	0:29.17	03.88	07.33	14.30	0:59.26	1:00.34	1:01.45	0:08.03 [7]	0:37.20 [6]	1:07.28 [5]	1:37.54 [6]	2:08.73 [8]	0:31.19	2:00.60	+5m	33.02m
		Nathan Jack	Q1	Q1			202m	808m	806m	807m	112m	407m	402m	405m	403m				
9	4	BACARDI SPIRIT	55.94	0:29.75	03.62	07.10	14.56	1:00.36	1:00.15	1:02.05	0:07.83 [6]	0:38.46 [10]	1:08.20 [9]	1:38.60 [9]	2:10.25 [9]	0:31.65	2:02.00	+25m	53.08m
		Josh Duggan	Lead	Q2			203m	822m	818m	814m	111m	414m	409m	410m	404m				
10	9	ITS DIAMOND CREEK	57.88	0:29.21	03.72	07.07	13.92	1:07.24	1:09.70	1:04.45	0:07.77 [5]	0:36.98 [5]	1:15.02 [10]	1:46.69 [10]	2:19.47 [10]	0:32.79	2:10.61	+1m	177.20m
		Daryl Douglas	Lead	Q1			201m	806m	806m	806m	111m	404m	403m	404m	402m				

Scratched: FENOMENAL (7)

Note: Timing is based on positional data

[] Indicates rank at the end of each section

-:--:- No data available for this section

N/A Information not available

Tabcorp Park Melton VIC - M-CLASS

Race 4: ALDEBARAN PARK VICBRED PLATINUM HOME GROWN CLASSIC (3YO TROTTING FILLIES) FINAL (GROUP 1) - 1720m



19 March 2022 - 7:34PM



HARNESS RACING VICTORIA

RANK	TAB	Horse/Driver	Top Speed (Km/h)	Fastest Section	First 50m	First 100m	First 200m	First Half	Middle Half	Last Half	Lead Time	1st Quarter	2nd Quarter	3rd Quarter	4th Quarter	Last Mile	Mile Rate	Distance Travelled	Gross Time/Margin
1	1	MUMPAYSTHEBILLS	54.49	0:29.12	03.64	07.25	14.48	1:01.81	1:00.83	0:58.67	0:07.96 [3]	0:38.50 [2]	1:09.78 [2]	1:39.33 [2]	2:08.45 [1]	0:29.12	2:00.33	+2m	2:08.45
		Craig Demmler	Q1	Q4				202m	805m	807m	808m	112m	403m	403m	405m				
2	2	ILLAWONG LARAJAY	53.89	0:29.15	03.75	07.37	14.76	1:01.74	1:00.51	0:58.67	0:08.10 [4]	0:38.87 [3]	1:09.85 [3]	1:39.37 [3]	2:08.53 [2]	0:29.15	2:00.42	+15m	1.17m
		James Herbertson	Lead	Q4				203m	811m	814m	813m	113m	405m	407m	407m				
3	10	GARDENA RONDA	52.69	0:28.59	04.23	07.99	15.57	1:01.69	1:00.45	0:58.16	0:08.76 [9]	0:39.56 [6]	1:10.46 [6]	1:40.01 [6]	2:08.61 [3]	0:28.59	2:00.42	+21m	2.20m
		Kerryn Manning	Q4	Q4				201m	814m	816m	817m	110m	408m	407m	409m				
4	5	BOUTIKA	57.25	0:29.59	03.52	06.92	13.89	1:01.83	1:01.21	0:59.95	0:07.60 [1]	0:37.80 [1]	1:09.44 [1]	1:39.02 [1]	2:09.39 [4]	0:30.36	2:01.17	+2m	12.50m
		Ashley Ainsworth	Q1	Q3				203m	807m	806m	805m	113m	404m	403m	404m				
5	11	KARAS DREAM	51.46	0:29.52	04.25	08.04	15.87	1:01.35	1:00.39	0:59.40	0:08.83 [10]	0:39.31 [5]	1:10.18 [5]	1:39.70 [4]	2:09.57 [5]	0:29.87	2:01.36	+4m	14.86m
		Josh Duggan	Lead	Q3				202m	809m	807m	806m	111m	407m	403m	405m				
6	3	ICEEYALOOKIN	52.87	0:29.23	03.76	07.47	15.24	1:02.60	1:00.49	0:58.83	0:08.20 [5]	0:39.91 [7]	1:10.80 [8]	1:40.41 [8]	2:09.63 [6]	0:29.23	2:01.36	+20m	15.73m
		Ross Payne	Lead	Q4				204m	815m	815m	815m	113m	410m	406m	410m				
7	9	KEAYANG ZENDAYA	52.97	0:29.63	04.09	07.79	15.25	1:01.61	1:00.56	0:59.77	0:08.54 [8]	0:39.22 [4]	1:10.16 [4]	1:39.79 [5]	2:09.93 [7]	0:30.14	2:01.64	+16m	19.82m
		Glen Craven	Lead	Q3				202m	814m	814m	813m	112m	407m	407m	408m				

Note: Timing is based on positional data

- [] Indicates rank at the end of each section
- :--:- No data available for this section
- N/A Information not available

Tabcorp Park Melton VIC - M-CLASS

Race 4: ALDEBARAN PARK VICBRED PLATINUM HOME GROWN CLASSIC (3YO TROTTING FILLIES) FINAL (GROUP 1) - 1720m



19 March 2022 - 7:34PM



HARNESS RACING VICTORIA

RANK	TAB	Horse/Driver	Top Speed (Km/h)	Fastest Section	First 50m	First 100m	First 200m	First Half	Middle Half	Last Half	Lead Time	1st Quarter	2nd Quarter	3rd Quarter	4th Quarter	Last Mile	Mile Rate	Distance Travelled	Gross Time/Margin
					03.52	06.92	13.89	1:09.44	1:39.02	2:08.45	0:07.61	0:37.80 (0:30.20)	1:09.44 (0:31.64)	1:39.02 (0:29.57)	2:08.45 (0:29.42)				
8	6	AUZZIE SPIRIT	51.75	0:29.59	03.80	07.60	15.57	1:02.10	0:59.69	0:59.52	0:08.41 [7]	0:40.42 [8]	1:10.51 [7]	1:40.11 [7]	2:10.04 [8]	0:29.93	2:01.73	+8m	21.09m
		Richie Caruana	Lead	Q3			204m	813m	807m	806m	113m	410m	403m	404m	402m				
9	4	ATEGO DAWN	56.25	0:30.48	03.56	06.99	16.14	1:10.15	1:02.15	1:01.15	0:07.72 [2]	0:46.20 [10]	1:17.87 [10]	1:48.35 [10]	2:19.02 [9]	0:30.67	2:10.15	+14m	141.55m
		Rodney Petroff	Lead	Q3			205m	819m	804m	805m	112m	419m	401m	404m	402m				
10	8	BE MY STAR	54.37	0:30.56	03.99	07.59	14.77	1:07.34	1:01.41	1:03.38	0:08.33 [6]	0:44.84 [9]	1:15.68 [9]	1:46.24 [9]	2:19.06 [10]	0:32.81	2:10.24	+1m	141.99m
		Josh Dickie	Q1	Q3			200m	804m	807m	807m	111m	402m	403m	405m	404m				

Scratched: ACOOL INVESTMENT (7)

Note: Timing is based on positional data

[] Indicates rank at the end of each section


-:--:-- No data available for this section

N/A Information not available

Tabcorp Park Melton VIC - M-CLASS

Race 5: BUILDERS ACADEMY PACE - 2240m

19 March 2022 - 8:05PM



HARNESS RACING VICTORIA


RANK	TAB	Horse/ Driver	Top Speed (Km/h)	Fastest Section	First 50m	First 100m	First 200m	First Half	Middle Half	Last Half	Lead Time	1st Quarter	2nd Quarter	3rd Quarter	4th Quarter	Last Mile	Mile Rate	Distance Travelled	Gross Time/ Margin
					03.21	06.40	13.22	1:43.79	2:12.43	2:40.70	0:45.40	1:14.95 (0:29.55)	1:43.79 (0:28.83)	2:12.43 (0:28.65)	2:40.70 (0:28.27)				
1	7	KHAKI NUI NZ	56.85	0:27.20	03.55	07.00	14.61	0:58.36	0:57.35	0:55.81	0:46.53 [7]	1:16.14 [8]	1:44.90 [8]	2:13.49 [8]	2:40.70 [1]	0:27.20	1:55.55	+19m	2:40.70
		Ellen Tormey	Q4	Q4				205m	808m	813m	816m	637m	403m	406m	407m				
2	4	MAJOR MANBAR	60.76	0:28.38	03.30	06.49	13.46	0:58.38	0:57.48	0:57.03	0:45.40 [1]	1:14.95 [1]	1:43.79 [1]	2:12.43 [1]	2:40.81 [2]	0:28.38	1:55.62	+5m	1.33m
		James Herbertson	Lead	Q4				202m	805m	806m	806m	635m	404m	402m	404m				
3	1	WOULD YOU MIND NZ	58.90	0:28.07	03.46	06.77	13.62	0:58.52	0:57.46	0:56.67	0:45.89 [4]	1:15.56 [5]	1:44.42 [5]	2:13.02 [5]	2:41.09 [3]	0:28.07	1:55.83	0m	5.14m
		Ryan Sanderson	Lead	Q4				201m	805m	806m	806m	631m	403m	402m	405m				
4	2	FRANCO JOLTO	61.26	0:28.38	03.21	06.40	13.22	0:58.50	0:57.47	0:57.00	0:45.61 [2]	1:15.26 [3]	1:44.11 [3]	2:12.73 [3]	2:41.11 [4]	0:28.38	1:55.83	+1m	5.38m
		Bailey McDonough	Lead	Q4				202m	806m	806m	806m	630m	404m	403m	405m				
5	6	IM NO OUTLAW NZ	58.89	0:27.91	03.41	06.77	14.22	0:58.06	0:57.39	0:56.50	0:46.56 [8]	1:15.82 [6]	1:44.62 [6]	2:13.21 [6]	2:41.12 [5]	0:27.91	1:55.83	+25m	5.50m
		Jack Laugher	Lead	Q4				203m	813m	811m	816m	638m	409m	405m	407m				
6	8	RISHI NZ	57.90	0:27.84	03.84	07.21	14.04	0:58.50	0:57.44	0:56.43	0:46.19 [5]	1:15.86 [7]	1:44.70 [7]	2:13.28 [7]	2:41.13 [6]	0:27.84	1:55.83	+1m	5.77m
		Rodney Petroff	Lead	Q4				201m	805m	805m	809m	629m	404m	402m	404m				
7	3	VILLACCI	57.97	0:28.56	03.47	06.84	13.79	0:58.17	0:57.47	0:57.18	0:45.85 [3]	1:15.19 [2]	1:44.03 [2]	2:12.66 [2]	2:41.21 [7]	0:28.56	1:55.91	+19m	6.80m
		Lisa Miles	Lead	Q4				203m	814m	813m	811m	637m	408m	407m	406m				

Note: Timing is based on positional data

[] Indicates rank at the end of each section

-:--:- No data available for this section

N/A Information not available



HARNESS RACING VICTORIA

Tabcorp Park Melton VIC - M-CLASS

Race 5: BUILDERS ACADEMY PACE - 2240m

19 March 2022 - 8:05PM



RANK	TAB	Horse/Driver	Top Speed (Km/h)	Fastest Section	First 50m	First 100m	First 200m	First Half	Middle Half	Last Half	Lead Time	1st Quarter	2nd Quarter	3rd Quarter	4th Quarter	Last Mile	Mile Rate	Distance Travelled	Gross Time/Margin
					03.21	06.40	13.22	1:43.79	2:12.43	2:40.70	0:45.40	1:14.95 (0:29.55)	1:43.79 (0:28.83)	2:12.43 (0:28.65)	2:40.70 (0:28.27)				
8	5	LOVE INA CHEVY NZ	56.79	0:28.36	03.63	07.16	14.12	0:58.10	0:57.45	0:56.96	0:46.21 [6]	1:15.47 [4]	1:44.32 [4]	2:12.91 [4]	2:41.28 [8]	0:28.36	1:55.98	+22m	7.59m
		Lance Justice	Lead	Q4			202m	813m	812m	814m	636m	409m	406m	407m	408m				

Note: Timing is based on positional data

[] Indicates rank at the end of each section

-:--:-- No data available for this section

N/A Information not available

Tabcorp Park Melton VIC - M-CLASS

Race 6: CITY OF MELTON PLATE XXXIII (GROUP 2) - 2240m

19 March 2022 - 8:35PM



HARNESS RACING VICTORIA

RANK	TAB	Horse/ Driver	Top Speed (Km/h)	Fastest Section	First	First	First	First	Middle	Last	Lead	1st	2nd	3rd	4th	Last Mile	Mile Rate	Distance Travelled	Gross Time/ Margin
					50m	100m	200m	Half	Half	Half	Time	Quarter	Quarter	Quarter	Quarter				
1	5	HI MANAMEISJEFF NZ	63.05	0:27.04	03.14	06.23	12.75	1:01.11	0:57.55	0:54.82	0:44.22 [1]	1:15.56 [1] (0:31.34)	1:45.33 [1] (0:29.77)	2:13.12 [1] (0:27.78)	2:40.16 [1] (0:27.04)	0:27.04	1:55.16	+9m	2:40.16
		Mark Pitt	Lead	Q4			201m	804m	806m	806m	633m	402m	403m	404m	403m				
2	2	CHEROKEE JOE	63.13	0:27.51	03.23	06.28	12.70	1:01.11	0:57.53	0:55.26	0:44.55 [2]	1:15.89 [3] (0:31.33)	1:45.66 [3] (0:29.78)	2:13.41 [2] (0:27.75)	2:40.93 [2] (0:27.51)	0:27.51	1:55.67	+3m	10.21m
		James Herbertson	Lead	Q4			201m	803m	804m	806m	628m	403m	401m	404m	403m				
3	11	BOOTS ELECTRIC NZ	60.13	0:27.07	03.91	07.17	13.81	1:00.55	0:57.02	0:54.74	0:45.65 [8]	1:16.83 [8] (0:31.18)	1:46.20 [6] (0:29.36)	2:13.86 [6] (0:27.67)	2:40.93 [3] (0:27.07)	0:27.07	1:55.67	+27m	10.33m
		Nathan Jack	Lead	Q4			202m	814m	812m	815m	634m	408m	406m	407m	409m				
4	6	NERANO NZ	58.44	0:26.94	03.44	06.79	13.95	1:00.33	0:56.77	0:54.45	0:46.36 [10]	1:17.44 [10] (0:31.07)	1:46.69 [9] (0:29.26)	2:14.20 [9] (0:27.51)	2:41.15 [4] (0:26.94)	0:26.94	1:55.88	+23m	13.41m
		Blake Jones	Lead	Q4			203m	810m	808m	812m	637m	408m	402m	406m	406m				
5	7	RICK REILLY NZ	57.16	0:27.32	03.45	07.05	14.13	1:00.55	0:57.00	0:54.90	0:45.99 [9]	1:17.13 [9] (0:31.13)	1:46.55 [8] (0:29.42)	2:14.13 [8] (0:27.57)	2:41.44 [5] (0:27.32)	0:27.32	1:56.10	+29m	17.33m
		Daryl Douglas	Lead	Q4			202m	813m	813m	816m	635m	408m	406m	408m	409m				
6	8	OZZIE BATTLER	61.62	0:27.65	03.62	06.75	13.28	1:01.01	0:57.36	0:55.30	0:45.21 [6]	1:16.53 [7] (0:31.32)	1:46.22 [7] (0:29.69)	2:13.89 [7] (0:27.66)	2:41.53 [6] (0:27.65)	0:27.65	1:56.10	+6m	18.48m
		Jack Laughler	Lead	Q4			199m	803m	805m	810m	628m	402m	402m	404m	407m				
7	3	CAPTAIN CONFETTI NZ	61.22	0:27.76	03.33	06.51	13.09	1:00.83	0:57.09	0:55.97	0:45.00 [5]	1:16.50 [6] (0:31.50)	1:45.83 [4] (0:29.33)	2:13.59 [4] (0:27.76)	2:41.81 [7] (0:28.21)	0:28.21	1:56.31	+26m	22.06m
		Ellen Tormey	Lead	Q3			200m	812m	811m	814m	635m	408m	405m	407m	408m				

Note: Timing is based on positional data

[] Indicates rank at the end of each section

-:--:- No data available for this section

N/A Information not available

Tabcorp Park Melton VIC - M-CLASS

Race 6: CITY OF MELTON PLATE XXXIII (GROUP 2) - 2240m

19 March 2022 - 8:35PM



HARNESS RACING VICTORIA

RANK	TAB	Horse/Driver	Top Speed (Km/h)	Fastest Section	First 50m	First 100m	First 200m	First Half	Middle Half	Last Half	Lead Time	1st Quarter	2nd Quarter	3rd Quarter	4th Quarter	Last Mile	Mile Rate	Distance Travelled	Gross Time/Margin
					03.14	06.23	12.70	1:45.33	2:13.12	2:40.16	0:44.23	1:15.56 (0:31.34)	1:45.33 (0:29.77)	2:13.12 (0:27.78)	2:40.16 (0:27.04)				
8	9	DENIS WILLIAM	60.65	0:27.94	03.62	06.82	13.44	1:00.17	0:57.64	0:56.69	0:45.34 [7]	1:15.81 [2]	1:45.52 [2]	2:13.45 [3]	2:42.20 [8]	0:28.74	1:56.60	+24m	27.32m
		Simone Walker	Lead	Q3			202m	816m	810m	810m	635m	412m	405m	406m	405m				
9	1	TELEMACHUS	61.37	0:27.93	03.25	06.43	12.96	1:01.06	0:57.66	0:57.32	0:44.87 [4]	1:16.20 [4]	1:45.94 [5]	2:13.86 [5]	2:43.25 [9]	0:29.39	1:57.39	0m	41.19m
		Nathan Cahir	Lead	Q3			199m	803m	803m	805m	627m	403m	401m	403m	403m				

Scratched: JILLIBY SYLVESTER (10)

Disqualified: HES UNDER WRAPS NZ (4)

Note: Timing is based on positional data

[] Indicates rank at the end of each section

-:--:- No data available for this section

N/A Information not available

Tabcorp Park Melton VIC - M-CLASS

Race 7: ALLIED EXPRESS IAN DAFF MEMORIAL - 1720m

19 March 2022 - 9:08PM



HARNESS RACING VICTORIA

RANK	TAB	Horse/ Driver	Top Speed (Km/h)	Fastest Section	First 50m	First 100m	First 200m	First Half	Middle Half	Last Half	Lead Time	1st Quarter	2nd Quarter	3rd Quarter	4th Quarter	Last Mile	Mile Rate	Distance Travelled	Gross Time/ Margin
					03.24	06.39	12.100	1:05.92	1:33.40	1:59.98	0:07.03	0:35.38 (0:28.35)	1:05.92 (0:30.54)	1:33.40 (0:27.49)	1:59.98 (0:26.56)				
1	1	ROGUE WAVE	61.11	0:26.56	03.24	06.39	12.100	0:58.88	0:58.03	0:54.06	0:07.03 [1]	0:35.38 [1]	1:05.92 [1]	1:33.40 [1]	1:59.98 [1]	0:26.56	1:52.34	+1m	1:59.98
		Jason Lee	Q1	Q4				199m	805m	806m		806m	109m	404m	402m				
2	3	SWEET LOUISE	56.76	0:26.20	03.46	06.93	13.78	0:58.84	0:57.89	0:53.61	0:07.64 [3]	0:36.02 [3]	1:06.48 [3]	1:33.91 [3]	2:00.10 [2]	0:26.20	1:52.44	+6m	1.68m
		James Herbertson	Q4	Q4				200m	807m	808m		809m	109m	404m	404m				
3	2	EVA MATEO	58.51	0:26.40	03.34	06.68	13.39	0:58.83	0:58.03	0:53.92	0:07.35 [2]	0:35.69 [2]	1:06.19 [2]	1:33.71 [2]	2:00.12 [3]	0:26.40	1:52.53	0m	2.02m
		Kerryn Manning	Q1	Q4				199m	806m	805m		805m	109m	404m	403m				
4	4	SPORT MENTAL NZ	56.13	0:26.65	03.51	07.07	14.16	0:59.00	0:57.89	0:54.08	0:07.82 [5]	0:36.36 [4]	1:06.83 [4]	1:34.25 [4]	2:00.90 [4]	0:26.65	1:53.19	+6m	12.43m
		Josh Duggan	Q4	Q4				200m	808m	808m		808m	110m	405m	404m				
5	5	SEW WHAT	55.84	0:26.32	03.56	07.27	14.54	0:59.08	0:57.53	0:53.78	0:08.06 [7]	0:37.05 [5]	1:07.14 [5]	1:34.59 [5]	2:00.91 [5]	0:26.32	1:53.28	+2m	12.62m
		Lance Justice	Q4	Q4				201m	804m	808m		807m	111m	402m	404m				
6	6	BETTOR ROBYN	56.59	0:26.31	03.40	06.93	14.61	0:59.75	0:57.48	0:53.73	0:07.69 [4]	0:37.39 [6]	1:07.44 [6]	1:34.87 [6]	2:01.18 [6]	0:26.31	1:53.47	+6m	16.13m
		Nathan Jack	Lead	Q4				201m	807m	807m		808m	110m	406m	403m				
7	7	ENCHANTED STRIDE	56.01	0:27.13	03.43	07.06	14.91	0:59.93	0:57.10	0:54.42	0:07.83 [6]	0:37.78 [7]	1:07.76 [7]	1:34.89 [7]	2:02.18 [7]	0:27.28	1:54.40	+11m	29.45m
		Rodney Petroff	Lead	Q3				202m	809m	810m		812m	109m	407m	403m				

Note: Timing is based on positional data

[] Indicates rank at the end of each section

-:--:- No data available for this section

N/A Information not available

Tabcorp Park Melton VIC - M-CLASS

Race 8: EVENT 720 SCOTCH NOTCH MEMORIAL (GROUP 3) - 2240m

19 March 2022 - 9:35PM



HARNESS RACING VICTORIA

RANK	TAB	Horse/Driver	Top Speed (Km/h)	Fastest Section	First 50m	First 100m	First 200m	First Half	Middle Half	Last Half	Lead Time	1st Quarter	2nd Quarter	3rd Quarter	4th Quarter	Last Mile	Mile Rate	Distance Travelled	Gross Time/Margin
1	1	SUNDONS COURAGE	58.23	0:27.81	03.52	06.86	13.72	1:00.52	0:58.87	0:56.71	0:45.76 [1]	1:16.30 [1]	1:46.28 [1]	2:15.17 [1]	2:42.99 [1]	0:27.81	1:57.18	+1m	2:42.99
		James Herbertson	Lead	Q4			200m	804m	804m	806m	627m	403m	401m	403m	403m				
2	2	ALWAYS READY	56.51	0:27.68	03.73	07.18	14.23	1:00.42	0:58.79	0:56.52	0:46.19 [2]	1:16.67 [2]	1:46.62 [2]	2:15.47 [2]	2:43.14 [2]	0:27.68	1:57.32	+4m	1.88m
		Jack Laugher	Lead	Q4			201m	804m	805m	807m	629m	402m	403m	403m	405m				
3	3	JUST BELIEVE	56.98	0:27.59	03.54	07.05	14.61	1:00.37	0:58.71	0:56.41	0:46.54 [3]	1:17.02 [3]	1:46.92 [3]	2:15.73 [4]	2:43.32 [3]	0:27.59	1:57.39	+1m	4.36m
		Rodney Petroff	Lead	Q4			200m	804m	805m	805m	628m	403m	402m	404m	402m				
4	6	CHINESE WHISPER NZ	55.30	0:27.64	04.42	08.15	15.95	0:59.91	0:57.51	0:55.59	0:48.10 [6]	1:18.14 [6]	1:48.01 [6]	2:15.65 [3]	2:43.60 [4]	0:27.95	1:57.61	+13m	8.22m
		Kate Gath	Q4	Q3			201m	805m	811m	815m	630m	402m	404m	408m	408m				
5	5	ALDEBARAN CRESCENT	54.86	0:28.42	03.73	07.56	15.55	1:00.09	0:58.23	0:57.06	0:47.54 [5]	1:17.81 [5]	1:47.63 [5]	2:16.05 [5]	2:44.69 [5]	0:28.64	1:58.40	+8m	22.54m
		Bailey McDonough	Lead	Q3			201m	804m	808m	810m	630m	403m	403m	406m	405m				
6	4	TEETREETOMMY	53.69	0:28.60	03.80	07.54	15.19	1:00.28	0:58.69	0:57.30	0:47.18 [4]	1:17.50 [4]	1:47.47 [4]	2:16.19 [6]	2:44.78 [6]	0:28.60	1:58.47	0m	23.71m
		Anne-Maree Conroy	Lead	Q4			201m	803m	803m	805m	628m	403m	401m	403m	403m				
7	7	KYVALLEY CHIEF NZ	54.65	0:27.93	03.73	07.39	15.62	0:59.88	0:57.80	0:57.25	0:48.46 [7]	1:18.47 [7]	1:48.35 [7]	2:16.28 [7]	2:45.60 [7]	0:29.33	1:59.05	+20m	34.75m
		Josh Duggan	Lead	Q3			204m	807m	811m	814m	635m	403m	405m	407m	408m				

Note: Timing is based on positional data

[] Indicates rank at the end of each section

-:--:- No data available for this section

N/A Information not available

Tabcorp Park Melton VIC - M-CLASS

Race 9: MELTON CITY MUCH MORE TROT - 2240m

19 March 2022 - 10:03PM



HARNESS RACING VICTORIA


RANK	TAB	Horse/ Driver	Top Speed (Km/h)	Fastest Section	First 50m	First 100m	First 200m	First Half	Middle Half	Last Half	Lead Time	1st Quarter	2nd Quarter	3rd Quarter	4th Quarter	Last Mile	Mile Rate	Distance Travelled	Gross Time/ Margin
					03.49	06.89	13.97	1:47.59	2:17.33	2:46.44	0:45.48	1:16.41 (0:30.94)	1:47.59 (0:31.18)	2:17.33 (0:29.74)	2:46.44 (0:29.11)				
1	6	KYVALLEY CLICHY	54.78	0:28.64	03.56	07.21	15.07	1:01.81	1:00.46	0:58.05	0:46.57 [7]	1:17.34 [6]	1:48.39 [6]	2:17.80 [5]	2:46.44 [1]	0:28.64	1:59.65	+32m	2:46.44
		Josh Duggan	Lead	Q4				204m	814m	814m	818m	637m	409m	406m	409m				
2	7	BEAU GARCON	53.42	0:28.56	03.88	07.66	15.05	1:01.99	1:00.52	0:58.05	0:46.71 [8]	1:17.67 [8]	1:48.70 [8]	2:18.18 [7]	2:46.76 [2]	0:28.56	1:59.87	+19m	4.21m
		Shannon O'Sullivan	Lead	Q4				202m	811m	814m	816m	629m	406m	406m	408m				
3	8	ZAREM	55.86	0:28.60	03.93	07.41	14.66	1:02.10	1:00.91	0:58.31	0:46.42 [6]	1:17.35 [7]	1:48.53 [7]	2:18.25 [8]	2:46.85 [3]	0:28.60	1:59.94	+1m	5.45m
		Ellen Tormey	Lead	Q4				201m	804m	805m	808m	627m	403m	401m	405m				
4	5	BENJI HALL	55.38	0:29.45	03.56	07.14	14.78	1:01.84	1:00.51	0:58.90	0:46.22 [5]	1:17.01 [4]	1:48.07 [4]	2:17.52 [3]	2:46.97 [4]	0:29.45	2:00.08	+27m	6.91m
		Chris Svanosio	Lead	Q3				203m	814m	814m	816m	634m	408m	407m	408m				
5	2	CLASSY SPIRIT	57.43	0:29.56	03.49	06.89	13.97	1:02.13	1:00.92	0:59.31	0:45.77 [2]	1:16.72 [3]	1:47.90 [3]	2:17.65 [4]	2:47.22 [5]	0:29.56	2:00.23	0m	10.03m
		Lisa Miles	Lead	Q4				200m	803m	806m	806m	629m	401m	402m	404m				
6	1	ELECTROJET	55.69	0:29.28	03.56	07.10	14.33	1:02.11	1:00.91	0:59.03	0:46.11 [4]	1:17.04 [5]	1:48.22 [5]	2:17.95 [6]	2:47.25 [6]	0:29.28	2:00.23	+1m	10.71m
		Jack Laugher	Lead	Q4				200m	803m	805m	807m	628m	403m	401m	405m				
7	3	EASY PICKINGS NZ	56.19	0:29.74	03.55	07.04	14.17	1:02.12	1:00.91	0:59.88	0:45.47 [1]	1:16.41 [1]	1:47.59 [1]	2:17.33 [1]	2:47.47 [7]	0:30.14	2:00.37	+4m	13.36m
		Kate Gath	Lead	Q3				202m	804m	805m	805m	633m	402m	403m	403m				

Note: Timing is based on positional data

[] Indicates rank at the end of each section

-:--:- No data available for this section

N/A Information not available



Tabcorp Park Melton VIC - M-CLASS

Race 9: MELTON CITY MUCH MORE TROT - 2240m

19 March 2022 - 10:03PM



HARNESS RACING VICTORIA

RANK	TAB	Horse/Driver	Top Speed (Km/h)	Fastest Section	First 50m	First 100m	First 200m	First Half	Middle Half	Last Half	Lead Time	1st Quarter	2nd Quarter	3rd Quarter	4th Quarter	Last Mile	Mile Rate	Distance Travelled	Gross Time/Margin
8	4	SERTORIUS NZ Anthony Butt	55.14	0:29.63	03.49	06.89	13.97	1:47.59	2:17.33	2:46.44	0:45.48	1:16.41 (0:30.94)	1:47.59 (0:31.18)	2:17.33 (0:29.74)	2:46.44 (0:29.11)	0:30.63	2:00.80	+19m	20.25m
			Lead	Q3	03.63	07.20	14.52	1:01.95	1:00.72	1:00.25	0:45.77 [2]	1:16.66 [2] (0:30.88)	1:47.73 [2] (0:31.08)	2:17.37 [2] (0:29.63)	2:47.99 [8] (0:30.63)				
							202m	811m	812m	812m	634m	407m	405m	408m	405m	1622m			

Note: Timing is based on positional data

[] Indicates rank at the end of each section


--:--:-- No data available for this section

N/A Information not available

Tabcorp Park Melton VIC - M-CLASS

Race 10: BERALDO PACE - 2240m

19 March 2022 - 10:39PM



HARNESS RACING VICTORIA

RANK	TAB	Horse/ Driver	Top Speed (Km/h)	Fastest Section	First 50m	First 100m	First 200m	First Half	Middle Half	Last Half	Lead Time	1st Quarter	2nd Quarter	3rd Quarter	4th Quarter	Last Mile	Mile Rate	Distance Travelled	Gross Time/ Margin
					03.46	06.84	13.80	1:47.28	2:15.35	2:43.93	0:46.42	1:17.46 (0:31.04)	1:47.28 (0:29.82)	2:15.35 (0:28.07)	2:43.93 (0:28.57)				
1	5	ROLL ALONG STYX NZ	53.53	0:27.93	03.85	07.57	15.12	1:00.83	0:57.87	0:56.03	0:47.07 [4]	1:18.12 [5]	1:47.90 [5]	2:15.100 [7]	2:43.93 [1]	0:27.93	1:57.82	+6m	2:43.93
		James Herbertson	Q3	Q4				202m	807m	807m	810m	630m	404m	404m	405m				
2	3	BUDD SIDEWINDER	55.29	0:27.96	03.69	07.24	14.41	1:00.71	0:57.78	0:56.21	0:47.07 [4]	1:17.97 [4]	1:47.78 [4]	2:15.75 [5]	2:43.100 [2]	0:28.25	1:57.89	+23m	1.10m
		Ashleigh Markham	Lead	Q3				201m	815m	814m	814m	634m	409m	407m	408m				
3	4	AUCKLAND RED	56.32	0:27.39	03.70	07.46	14.77	1:00.69	0:57.17	0:55.98	0:47.35 [6]	1:18.25 [6]	1:48.04 [6]	2:15.42 [3]	2:44.02 [3]	0:28.59	1:57.89	+27m	1.25m
		Michael Cole	Q3	Q3				201m	816m	817m	818m	634m	409m	408m	410m				
4	2	BALENCIAGO	57.38	0:27.84	03.49	06.87	13.94	1:00.72	0:57.65	0:56.52	0:46.78 [3]	1:17.70 [2]	1:47.51 [2]	2:15.35 [1]	2:44.03 [4]	0:28.68	1:57.89	+20m	1.40m
		Kate Gath	Lead	Q3				201m	815m	812m	811m	633m	409m	407m	407m				
5	6	MAJOR WATSON NZ	55.76	0:27.45	03.72	07.61	15.52	1:00.65	0:57.22	0:55.86	0:47.68 [7]	1:18.56 [7]	1:48.34 [7]	2:15.79 [6]	2:44.20 [5]	0:28.41	1:58.04	+28m	3.77m
		Ellen Tormey	Q3	Q3				202m	815m	816m	819m	634m	408m	408m	410m				
6	1	STORMONT STAR	57.50	0:28.12	03.46	06.84	13.80	1:00.85	0:57.95	0:57.27	0:46.42 [1]	1:17.46 [1]	1:47.28 [1]	2:15.41 [2]	2:44.56 [6]	0:29.15	1:58.32	0m	8.21m
		Jack Laugher	Lead	Q3				200m	804m	807m	807m	628m	402m	402m	405m				
7	7	REACTOR FACTOR	55.18	0:27.47	03.86	07.77	15.84	1:00.65	0:57.22	0:56.06	0:47.98 [8]	1:18.88 [8]	1:48.63 [8]	2:16.11 [8]	2:44.70 [7]	0:28.59	1:58.40	+27m	10.25m
		Darryl Lawlor	Q3	Q3				204m	814m	816m	819m	635m	407m	407m	410m				

Note: Timing is based on positional data

[] Indicates rank at the end of each section


-:--:- No data available for this section

N/A Information not available

Tabcorp Park Melton VIC - M-CLASS

Race 10: BERALDO PACE - 2240m

19 March 2022 - 10:39PM



HARNESS RACING VICTORIA

RANK	TAB	Horse/Driver	Top Speed (Km/h)	Fastest Section	First 50m	First 100m	First 200m	First Half	Middle Half	Last Half	Lead Time	1st Quarter	2nd Quarter	3rd Quarter	4th Quarter	Last Mile	Mile Rate	Distance Travelled	Gross Time/Margin
8	8	BYALLA BOY	57.54	0:28.14	03.46	06.84	13.80	1:47.28	2:15.35	2:43.93	0:46.42	1:17.46 (0:31.04)	1:47.28 (0:29.82)	2:15.35 (0:28.07)	2:43.93 (0:28.57)	0:29.00	1:58.40	0m	10.54m
		Darby McGuigan	Lead	Q3	03.71	07.10	14.09	1:00.86	0:57.96	0:57.15	0:46.72 [2]	1:17.76 [3] (0:31.04)	1:47.57 [3] (0:29.82)	2:15.72 [4] (0:28.14)	2:44.73 [8] (0:29.00)				

Note: Timing is based on positional data

[] Indicates rank at the end of each section

-:--:-- No data available for this section

N/A Information not available